

# CORE



## USER'S MANUAL



12, 15, 18 & LA4



<http://www.galaxyaudio.com/CORE.php>



MAKERS OF THE ORIGINAL  
HOT SPOT PERSONAL MONITOR

## Contents:

Introduction.....	1
CORE 12" & 15".....	2-3
CORE 18".....	3
Core Input Plate.....	4
LA4.....	5
LA4PM.....	6
Connection Set Up.....	7
Specifications.....	8-9

## 1. Introduction

Thank you for choosing the Galaxy Audio Core Speaker Cabinets. For updates on all of our products and owner's manuals, please visit [www.galaxyaudio.com](http://www.galaxyaudio.com).

After years of design and research we are proud to introduce the Core Speaker Cabinets. Core Cabinets incorporate the same attention to sound, detail and quality that has made Galaxy Audio so popular among musicians, installation contractors and audio enthusiasts for over 35 years!

Loudspeakers play an important role in sound distribution. Having versatility and durability play an important role in how well a cabinet can be utilized. The option of having both in one cabinet design makes the Core and Line Array speakers useful tools in the sound reinforcement world.

Galaxy Audio knows sound.

## CORE 12 & CORE 15

The Core 12 and Core 15 are unpowered 8 ohm 2-way speakers available in white or black textured wood paintable cabinets with integral handle. The trapezoidal design and removable rubber feet allow the cabinets to be configured to lay on any side for optimal listening angle. The back panel features two twist-lock plugs and a two terminal barrier strip. The two input jacks are wired in parallel to provide a convenient way to daisy chain multiple speakers to a single amplifier channel.

The Core 12 and Core 15 features a pole mount socket on the bottom of the cabinet that fits a standard 1-3/8" speaker stand as well as (20) M8 Thread Suspension points for hanging or "flying" the speakers at any angle or position from a wall or ceiling.\*

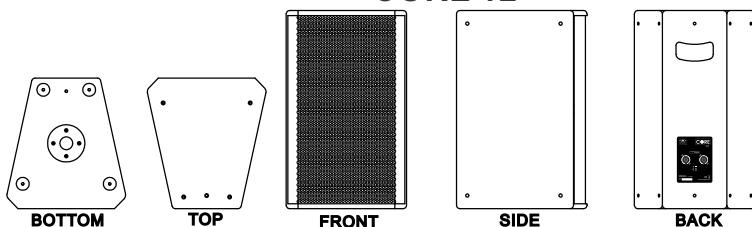
\*When mounting speakers to a wall or ceiling use only the appropriate hanging hardware (5:1 strength or higher) and follow all safety precautions when installing.

The Core 12's two-way system is comprised of a 12" woofer and 1" high frequency compression driver. The Core 15 features a 15" woofer and 1" high frequency compression driver. The Core 12 and 15 have a unique constant directivity asymmetrical horn which helps to provide more even coverage in areas that need wider coverage close, and narrow coverage farther away. The high frequency dispersion is 50° horizontal at +25° vertical above axis, 100° horizontal at -30° vertical below axis, and 75° horizontal on axis. The horn is rotatable so the box can be rotated for different uses and mounting configurations.

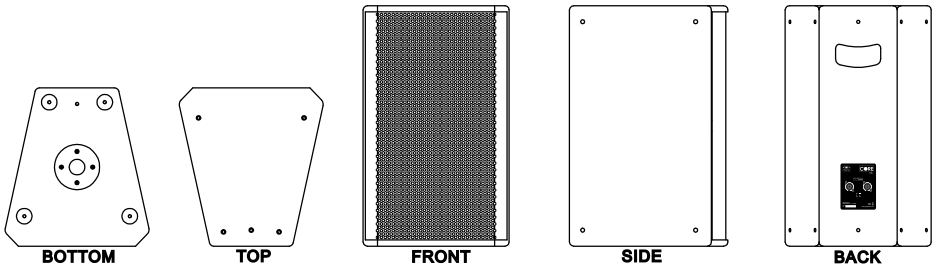
Typically if flown or pole mounted the narrow pattern is desired for the long throw and the wide pattern for the near throw, so the narrow pattern would be at the top.

In a floor monitor configuration the wide pattern is typically at the top so a performer standing close has room to move side to side and stay in the pattern.

### CORE 12



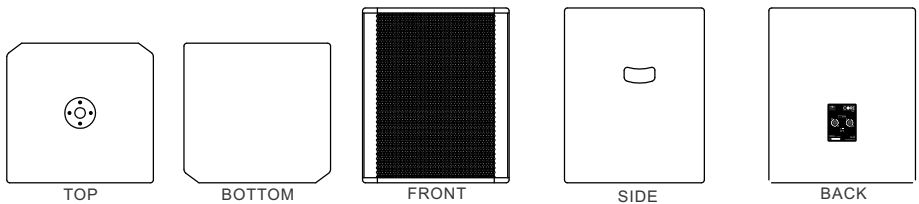
## CORE 15




The Core 18 Subwoofer is an unpowered 8 ohm speaker cabinet with a 18" woofer capable of reproducing low frequencies down to 36 Hz! The pole mount socket on the top of the cabinet fits a standard 1-3/8" stand pole which will allow for mounting of Cores, LA4,s or other speaker cabinets with a 1-3/8" pole mount socket, above the Core 18 creating a full range 2 or 3-way sound system with high fidelity audio and unmatched low end.

The back panel features two twist-lock plugs and a two terminal barrier strip. The two input jacks are wired in parallel to provide a convenient way to daisy chain multiple speakers to a single amplifier channel.

## CORE 18



## CORE INPUT PLATE



All Core Speaker Cabinets use a four-pole Twist-lock input jacks wired for 1+ to the Positive speaker lead and 1- to the Negative speaker lead.

The 2 screw terminal barrier strip is wired for + to the Positive Speaker terminal and – to the Negative Speaker terminal.


# LINE ARRAY LA4

The LA4 is an unpowered 16 ohm Line Array speaker. The back panel features two combination input jacks that will accept either a twist-lock or 1/4" plug. These two input jacks are wired in parallel to provide a convenient way to daisy chain multiple speakers to a single amplifier channel. The LA4 features a pole mount socket on the bottom of the cabinet that fits a standard 1-3/8" speaker stand. This makes the LA4 a good choice for portable PA applications or for permanent mounting with certain wall mount brackets that employ the socket.



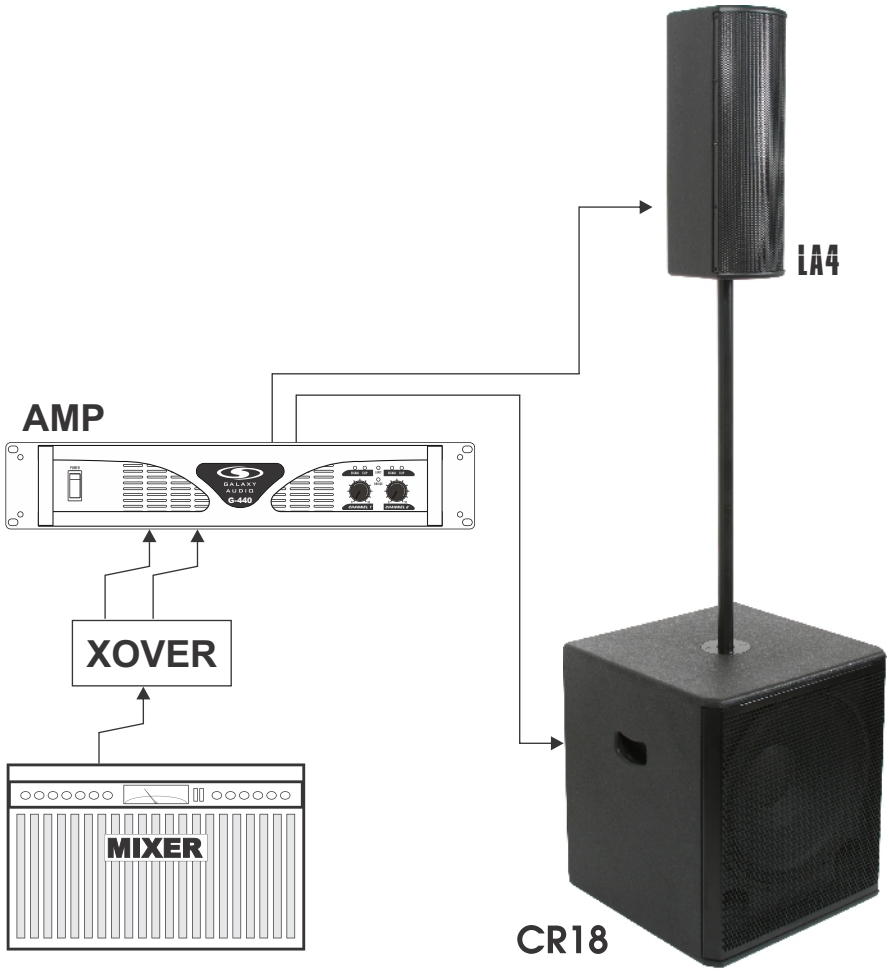
# LINE ARRAY LA4PM

The LA4PM is an unpowered permanent mount Line Array speaker designed for 70 volt systems. It features an internal 100 watt, 70 volt autoformer and a screw terminal block on the back panel for selecting the proper wattage tap. Simply connect the common (-) line from the amplifier to the screw terminal labeled “COM”. Then connect the positive (+) line from the amplifier to the screw terminal corresponding to the desired wattage tap. A 16 ohm terminal is also provided to bypass the autoformer and connect directly to the speakers if desired. When using the 16 ohm terminal remove the jumper clip that connects the 16 ohm terminal to AF+ terminal. The LA4PM may be wall mounted using an optional bracket or “flown” from cables using the 14 various 1/4-20 T-Nut mounting points on the cabinet. To use the T-nuts, simply remove the threaded plastic plugs using a small flat blade screwdriver. To prevent air leaks, leave the plastic plugs in any unused T-nuts.





# CONNECTION SETUP



## SPECIFICATIONS

### **M8 Suspension Points (CR12 & CR15 only)**

The Galaxy Audio Core Speaker Cabinets ship with (20) M8 bolts installed into the suspension points. Install M8 threaded “Forged Shoulder Eye Bolts” when using the suspension points. (Galaxy part# CRM8)

Only remove M8 bolts that will have suspension bolts installed to prevent air leaks in the cabinet.

### **Rubber Feet**

The Galaxy Audio Core Speaker Cabinets ship with (4) rubber feet included but not installed. Install the rubber feet on the side of the cabinet facing the floor to prevent the cabinet from “walking” or moving due to vibrations at high volumes.

Step 1.) Remove the (4) M8 Bolts with a 3/16" Allen Wrench from the side of the cabinet that will be facing the floor.

Step 2.) Orientate the rubber feet with the widest side towards the cabinet and over the open suspension point hole.

Step 3.) Insert the M8 Bolt through the rubber foot and begin tightening down the bolt with a 3/16" Allen Wrench.

Tighten the bolt down till the head of the bolt is below the top of the rubber foot. Do not over tighten, this can cause the foot to become distorted.

## **CORE 12 (CR12)**

Frequency Response: 62 Hz~18KHz  
Power handling capacity: 400W  
Sensitivity: 92dB 1w 1m @ 1kHz  
Max SPL: 118dB @ 1kHz  
Speaker compliment: 12" Woofer, 1" Compression Driver w/ constant directivity asymmetrical horn.  
Nominal impedance: 8 Ohm  
Input Connection: 2 x Twist-lock Jacks, 1 x barrier strip  
Enclosure Materials: 15mm MDF, Formed Metal mesh grille  
Color: Black or White  
Features: Integral Handle, 1 3/8" Pole Mount Socket, (20) M8 threaded suspension points.  
Dimensions: 14.01" x 22.83" x 15.74" (356mm x 580mm x 400mm)  
Weight: 43.85 lbs (19.88 kg)

## **CORE 15 (CR15)**

Frequency Response: 55Hz~ 18KHz  
Power Handling: 500W  
Sensitivity: 92dB 1w 1m @ 1kHz  
Max SPL: 119dB @ 1kHz  
Speaker compliment: 15" woofer, 1" Compression Driver w/ constant directivity asymmetrical horn.  
Nominal impedance: 8 Ohm  
Input Connection: 2 x Twist-lock Jacks, 1 x barrier strip  
Enclosure Materials: 15mm MDF, Formed Metal mesh grille  
Color: Black or White  
Features: Integral Handle, 1 3/8" Pole Mount Socket, (20) M8 threaded suspension points.  
Dimensions: 16.5" x 26.75" x 17" (42cm x 43cm x 68cm)  
Weight: 55.95 lbs (25.38 kg)

## **CORE 18 (CR18)**

Frequency Response: 35Hz~200Hz -6dB  
Power Handling:600W  
Sensitivity: 94dB 1w 1m Full space @ 100Hz  
Max SPL: 121dB Full space @ 100Hz  
Speaker compliment: 18" Woofer  
Nominal Impedance: 8 Ohm  
Input Connection: 2 x Twist-lock Jacks, 1 x barrier strip  
Enclosure Material: 18mm MDF, Formed Metal mesh grille  
Color: Black  
Features: 2 Integrated Handles, 1 3/8" Top Pole Mount Socket  
Dimensions: 20.65" x 20.5" x 23.50" (52.45cm x 52.07cm x 59.69cm)  
Weight: 72.75 lbs. (33 kg)

## **LA4**

Frequency response: 150 Hz –18 kHz  
Power handling capacity: 125 Watts  
Sensitivity: 98dB 1w 1m @ 1 kHz  
Maximum SPL: (125 watts @ .5 meter): 126 dB  
Speaker complement: Four 4.5-inch full range drivers  
Nominal impedance: 16 ohms  
Dispersion: 60° x 120°  
Input connection: Two Twist-Lock/ 1/4" combination jacks wired in parallel.  
Twist-Lock wiring (1+ Pos.) (1- Neg.)  
Enclosure Materials: 15mm plywood, metal mesh grille  
Color: Black or White  
Features: Integrated Handle and 1-3/8" Pole Mount Socket  
Dimensions: 21.5" x 7.5" x 8.5" (546 mm x 191 mm x 215 mm)  
Net weight: 14.1 lbs. (6.39 kg)



MAKERS OF THE ORIGINAL  
HOT SPOT PERSONAL MONITOR



[www.galaxyaudio.com](http://www.galaxyaudio.com)

## LIMITED THREE YEAR WARRANTY

Please visit [galaxyaudio.com](http://www.galaxyaudio.com) for the latest updates  
<http://www.galaxyaudio.com/warranty.php>



[www.galaxyaudio.com/warranty.php](http://www.galaxyaudio.com/warranty.php)

## USER'S MANUAL



**12, 15, 18 & LA4**

1-800-369-7768 [www.galaxyaudio.com](http://www.galaxyaudio.com)

Please visit [galaxyaudio.com](http://www.galaxyaudio.com) for the latest updates

Specifications in this manual are subject to change without notice.

© Copyright 2012 Galaxy Audio Inc.

Printed in China