

BZB-DA-14

**1X4 4K 18Gbps UHD HDMI Splitter with HDMI 2.0b, HDCP 2.2, HDR
& 3D Support**

User Manual







TABLE OF CONTENTS

Statement	4
Safety Precaution	4
Introduction	5
Features	5
Packing List	5
Specifications	6
Operation Controls and Functions	7
Application Example	8
Tech Support	9
Warranty	10
Mission Statement	11
Copyright	12



Statement

Please read these instructions carefully before connecting, operating, or configuring this product. Please save this manual for future reference.

Safety Precaution

- Unpack the equipment carefully and save the original box and packing material for possible future shipment.
- Follow basic safety precautions to reduce the risk of fire, electrical shock and injury to persons.
- To prevent damaging this product, avoid heavy pressure, strong vibration, or immersion during transportation, storage, and installation.
- Do not dismantle the housing or modify the module.
- Using supplies or parts not meeting the products' specifications may cause damage, deterioration or malfunction.
- Do not put any heavy items on the extension cable in case of extrusion.
- Install the device in a place with fine ventilation to avoid damage caused by overheat.
- Do not twist or pull by force ends of the optical cable. It can cause malfunction.
- The housing of this product is made of organic materials. Do not expose to any liquid, gas, or solids which may corrode the shell.
- Unplug this device during lightning storms.
- Do not use liquid or aerosol cleaners to clean this unit. Clean only with a soft dry microfiber cloth.
- Always unplug the power to the device before cleaning.
- If an object or liquid falls or spills on to the housing, unplug the module immediately.
- To prevent the risk of electric shock, do not open the case. Installation and maintenance should only be carried out by qualified technicians.
- Do not use the product beyond the specified temperature, humidity, or power supply specifications.
- This product does not contain parts that can be maintained or repaired by users. Damage caused by dismantling the product without authorization from BZBGear is not covered under the warranty policy.
- Installation and use of this product must strictly comply with local electrical safety standards.
- Product specifications may be subject to technical upgrades without further notice.
- Unplug the power cord when left unused for a long period of time.
- Information on disposal for scrapped devices: do not burn or mix with general household waste, please treat them as normal electrical wastes.



Introduction

The BZB-DA-14 1x4 Splitter is an advanced solution for splitting a single HDMI signal to 4 HDMI displays. It provides high performance audio and video output through HDMI cables up to 4K2K@60Hz 4:4:4 and is capable of receiving and transmitting up to 18Gbps of bandwidth with no data loss.

Features

- HDMI 2.0b, HDCP 2.2 compliant
- Video format up to 4K2K@60Hz with 8 bit RGB/YCBCR 4:4:4/YCBCR 4:2:2
- 3D frame sequential video format up to 1080p@60;
- 3D frame sequential video format up to 4K2K@30Hz
- High resolution VESA mode video format up to QSXGA@60Hz
- LPCM 7.1CH, Dolby TrueHD, and DTS-HD Master Audio
- Smart EDID control
- Compact design for an easy and flexible installation

Packing List

- 1x 1X4 HDMI 18Gbps Splitter
- 1x User Manual
- 1x 5V/1A DC Power Adapter
- 1x Quick Start Guide




Specifications

Technical	
Video Bandwidth	600MHz/18Gbps
Input Ports	1xHDMI Type A [19-pin female]
Output Ports	4xHDMI Type A [19-pin female]
Output Resolution	480i ~ 1080p@50/60, 4Kx2K@24/30, 4k2k@60Hz
ESD Protection	Human Body model: ±8kV (Air-gap discharge), ±4kV (Contact discharge)
Mechanical	
Power Supply	5V/1A DC (US/EU standards,CE/FCC/UL certified)
Dimensions	2.5" (W) x 6.4" (D) x 0.6" (H) [63mm (W) x 163mm (D) x 16mm (H)]
Weight	0.57lbs [260g]
Chassis Material	Metal
Silkscreen Color	Black
Operating Temperature	32°F ~ 104°F / 0°C ~ 40°C
Storage Temperature	-4°F ~ 140°F / -20°C ~ 60°C
Relative Humidity	20~90% RH (non-condensing)
Power Consumption	2W




Operation Controls and Functions

Front Panel



1. **POWER LED:** This blue LED illuminates when the device is connected to the power supply.
2. **IN LED:** LED illuminates blue when a source is connected to the device.
3. **OUT LEDs:** LEDs will light up blue to indicate which HDMI outputs are connected to an active TV/display/monitor.
4. **SERVICE:** Micro USB firmware update use only.
5. **EDID STD / EDID TV:**
 - **EDID STD.** When in '**STD**' mode, the unit will use its own built-in EDID settings. In this mode, the video output will be set to 1080p@60Hz and the audio output at LPCM 2CH Stereo. Use this mode if there are display problems in TV Mode.
 - **EDID TV.** When in '**TV**' mode, the unit will read the EDID settings of the display device connected to HDMI OUT 1. If it detects a 4K2K capable EDID setting it will transmit the signal in that format to all outputs. If no 4K2K capable EDID is detected then the unit will output the best resolution that all displays can support.

Rear Panel

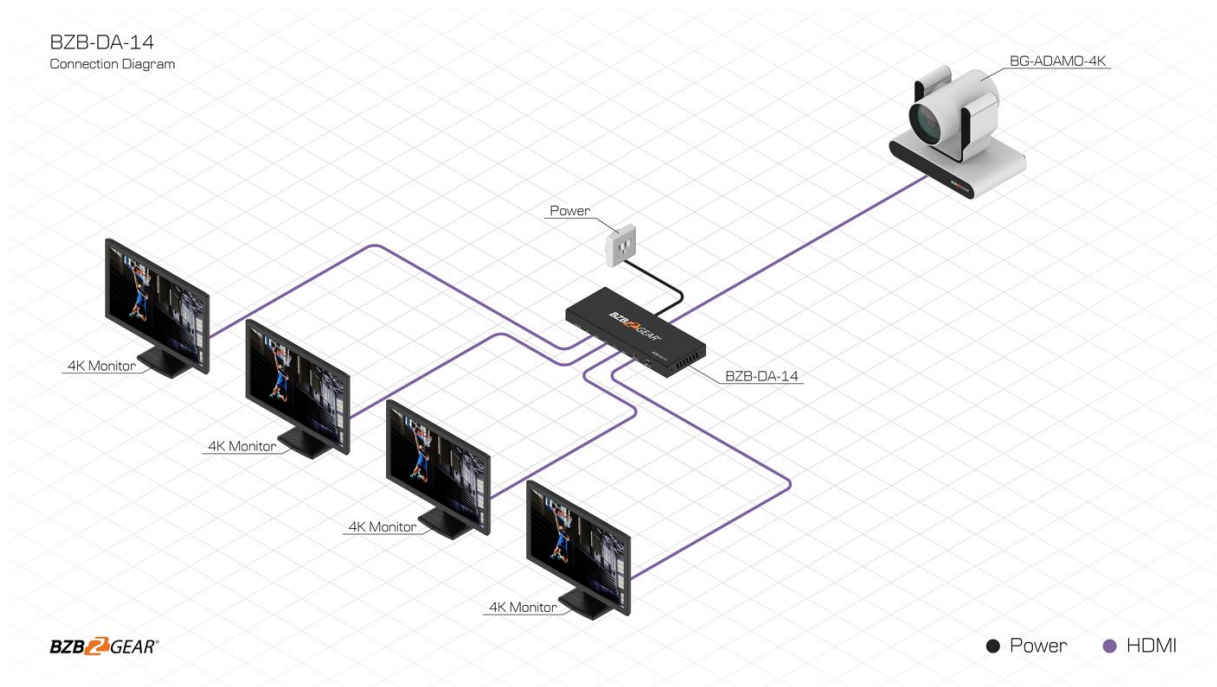


6. **HDMI OUT 1-4:** Connect each of the HDMI outputs to an HDMI display for simultaneous HDMI distribution or cascade the output to another transmitter to extend the signal distance.
7. **HDMI IN:** Connect the input port of the HDMI splitter to the output of your source device such as a DVD player or set-top box with an HDMI cable.
8. **DC 5V:** Plug the 5V DC power supply into the unit and connect the adapter to an AC outlet.



Application Example

The following diagram illustrates the typical input and output connection of the splitter:





Tech Support

Have technical questions? We may have answered them already!

Please visit BZBGear's support page (bzbgear.com/support) for helpful information and tips regarding our products. Here you will find our Knowledge Base (bzbgear.com/knowledge-base) with detailed tutorials, quick start guides, and step-by-step troubleshooting instructions. Or explore our YouTube channel, BZB TV (youtube.com/c/BZBTVchannel), for help setting up, configuring, and other helpful how-to videos about our gear.

Need more in-depth support? Connect with one of our technical specialists directly:

Phone

1.888.499.9906

Email

support@bzbgear.com

Live Chat

bzbgear.com



Warranty

BZBGear Pro AV products and cameras come with a three-year warranty. An extended two-year warranty is available for our cameras upon registration for a total of five years.

For complete warranty information, please visit bzbgear.com/warranty.

For questions, please call 1.888.499.9906 or email support@bzbgear.com.



Mission Statement

BZBGear is a breakthrough manufacturer of high-quality, innovative audiovisual equipment ranging from AVoIP, professional broadcasting, conferencing, home theater, to live streaming solutions. We pride ourselves on unparalleled customer support and services. Our team offers system design consultation, and highly reviewed technical support for all the products in our catalog. BZBGear delivers quality products designed with users in mind.



Copyright

All the contents in this manual and its copyright are owned by BZBGear. No one is allowed to imitate, copy, or translate this manual without BZBGear's permission. This manual contains no guarantee, standpoint expression or other implies in any form. Product specification and information in this manual is for reference only and subject to change without notice.

All rights reserved. No reproducing is allowed without acknowledgement.