

RE3-ACC-OL3 Omnidirectional lavalier mic with TA4F

- Small and unobtrusive low-profile design
- Omni-directional polar pattern delivers an open and natural sound
- No proximity effect
- Wide dynamic range and frequency response
- Clothing clip holds microphone securely and attaches easily to garments



The OL3 is a robust, multi-purpose lavalier microphone. It is ideal for presentation, public speaking, and on-camera applications where its open and natural sonic characteristics deliver accurate and natural voice reproduction. The low-profile design makes it easy to physically manage, and eliminates unsightly presence other larger sized lavaliers present. The omni-directional polar pattern has no proximity effect, and is ideal for delivering an open and natural sound, even when the user is turning their head side-to-side. The small clothing clip attaches the microphone securely to clothing items or surfaces. The included foam windscreen is effective in reducing wind noise. The 4-pin mini plug is compatible with all current Electro-Voice bodypack transmitters, as well as many other brands who use the 4-pin mini connector convention.

Technical specifications

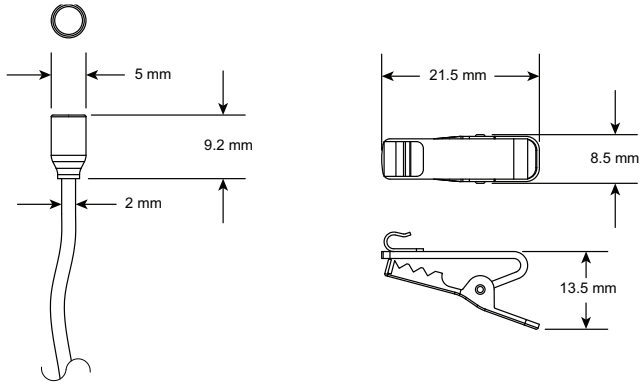
Element type:	Self-biased condenser
Frequency response:	60 Hz - 15 kHz
Polar pattern:	Omnidirectional

Sensitivity: open circuit voltage, 1 kHz:	17.5 mV/Pascal (-35 dBV/PA)
Maximum SPL:	130 dB SPL
Impedance:	2200 ohms
Power requirements:	3-9 VDC
Polarity:	Positive pressure on diaphragm produces positive voltage at pin 2 relative to pin 1
Electrical contact pinouts:	Pin #1 - Ground, shield Pin #2 - Audio Pin #3 - Bias voltage Pin #4 - N/C
Dimensions (cable length) :	57.1" (1450 mm)
Dimensions (head length) :	0.36" (9.2 mm)
Dimensions (head diameter) :	0.2" (5 mm)
Net weight:	0.617 oz (17.5 g)
Shipping weight:	6.173 oz (175 g)
Microphone connector:	4-pin mini plug

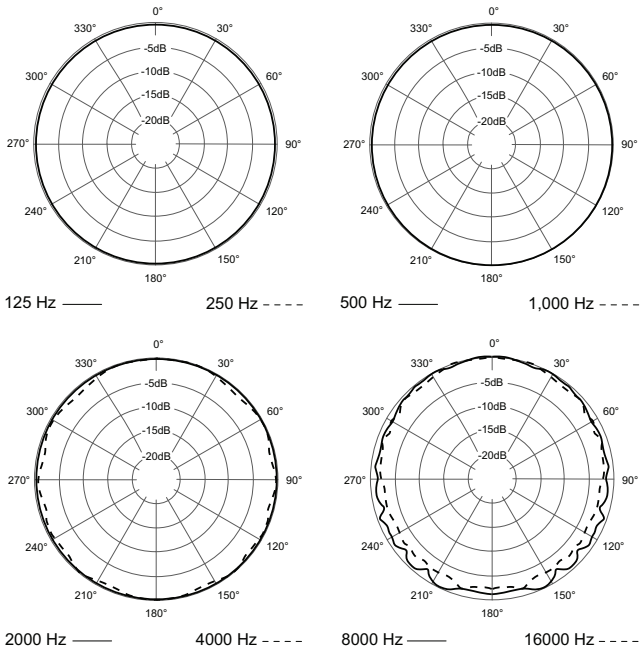
Head finish: Non-reflecting black

Material: Brass, steel wire cloth grille, black flexible PVC cable

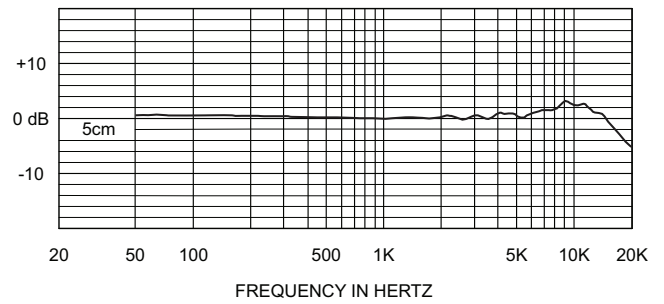
Dimensions:



Polar response:



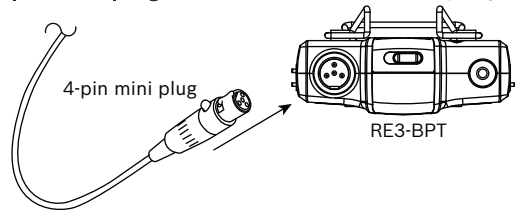
Frequency response:



Installation/configuration notes

For best performance, please follow these instructions:

1. With the RE3-BPT transmitter off, connect the **OL3 4-pin mini plug** into the RE3-BPT audio input jack.



2. Place the **OL3** four to six inches from the user's mouth attached to a garment using the provided alligator-style clip.
3. Power on the **transmitter**.
4. Ensure the transmitter **mute switch** is disengaged.
5. Ensure the transmitter's **attenuation** is set to OFF.
6. Adjust the **input sensitivity** so that the highest voice peaks light the RE3-RX receiver's AF meter's yellow LED segment (the sixth LED from the bottom).
Be careful that the transmitter's audio signal level does not cause the receiver's AF meter red LED to light often.

Replacement parts

Order number	Description
ESP-EF01U362346	OL3 windscreen (2pcs)
ESP-EF01U362347	OL3 lavalier clip

Parts included

Quantity	Component
1	OL3 lavalier microphone
1	Protective zippered pouch
1	Clothing clip
2	Foam windscreens

3 | RE3-ACC-OL3 Omnidirectional lavalier mic with TA4F

Quantity	Component
1	Engineering datasheet
1	Warranty and product documentation information card

Ordering information

RE3-ACC-OL3 Omnidirectional lavalier mic with TA4F

Omnidirectional lavalier microphone for RE3-BPT transmitter, black

Order number **RE3-ACC-OL3**

Represented by:

Germany:
Bosch Sicherheitssysteme GmbH
Robert-Bosch-Ring 5
85630 Grasbrunn
Germany

Bosch Security Systems, Inc.
12000 Portland Avenue South
Burnsville MN 55337
USA

www.electrovoice.com