



Model: WS RETROFIT FOR RUSSOUND XTSPiUs

Model No.: 063-1-489-BL / -WH / -WO

Family: WALL-SMART

DWG NO. 063-4-489-SPC

PRODUCT SPEC.

REVISION A

DATE 26/MAR/2019



Make Your Wall Smart

“WS RETROFIT FOR RUSSOUND XTSPiUs” - Product description:

The “WS RETROFIT FOR RUSSOUND XTSPiUs” is an adapter for in-wall nearly flush retrofit installation of a XTSPiUs touchscreen.

The “WS RETROFIT FOR RUSSOUND XTSPiUs” firmly mounts the XTSPiUs touchscreen while allowing easy insertion, removal and operation.

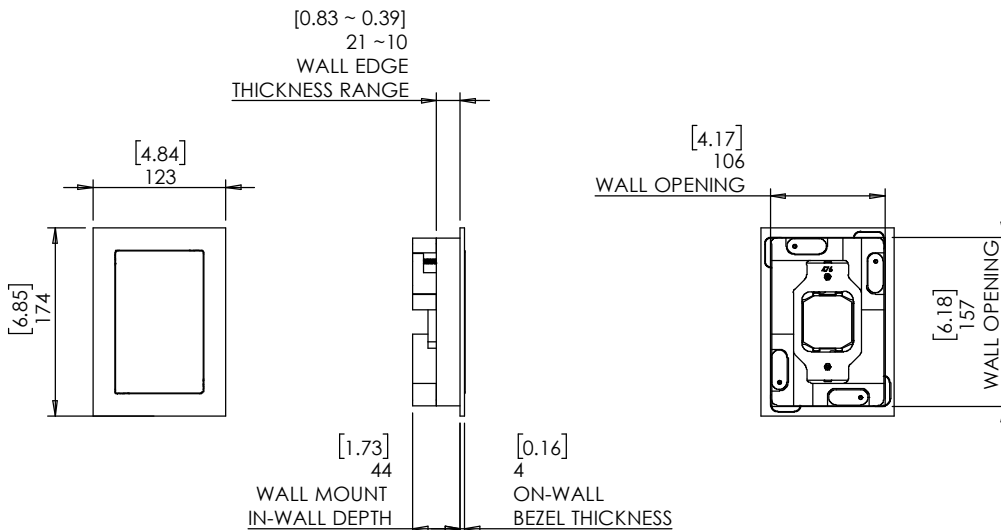
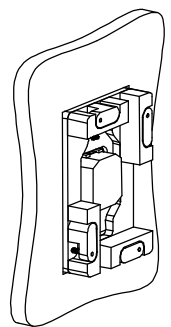
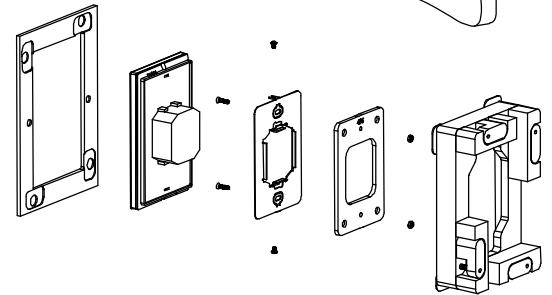
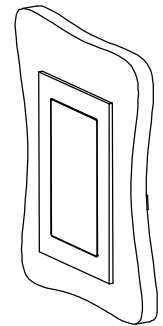
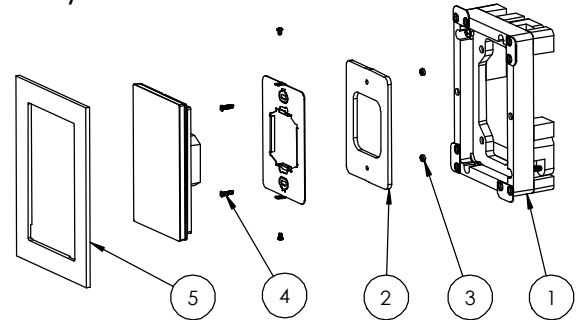
Key features and benefits:

- Nearly flush with the wall (4mm [0.16"] thick on-wall bezel).
- Allows easy insertion and removal of the touchscreen.
- Bezel attaches magnetically to the retrofit wall mount base.
- The bezel is supplied painted black (-BL), white (-WH) or unpainted (-WO).
- Designed for the use with XTSPiUs touchscreen (by RUSSOUND) (touchscreen is not included).
- Adapter kit contains:

1. (X1) Wall mount base;
2. (X1) Touchscreen adapter;
3. (X2) M3 nuts;
4. (X2) M3x12 screws
5. (X1) Bezel;

Key properties:

- Dimensions: (W/H/D): 123mm (4.84")/ 174mm (6.85")/ 48mm (1.89")
- Weight: 0.6Kg, 1.32lbs.
- Material: Moisture resistant MDF (compliant with TSCA Title VI)





Model: WS RETROFIT FOR
RUSSOUND XTSPPlus

Family: WALL-SMART

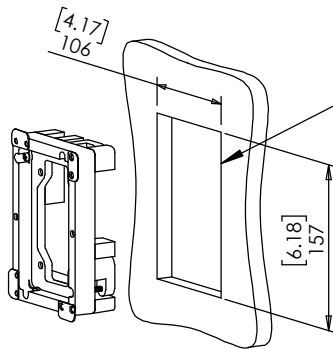
DWG NO. 063-4-489-SPC

Model No.: 063-1-489-BL / -WH / -WO

PRODUCT SPEC.

REVISION A

DATE 26/MAR/2019

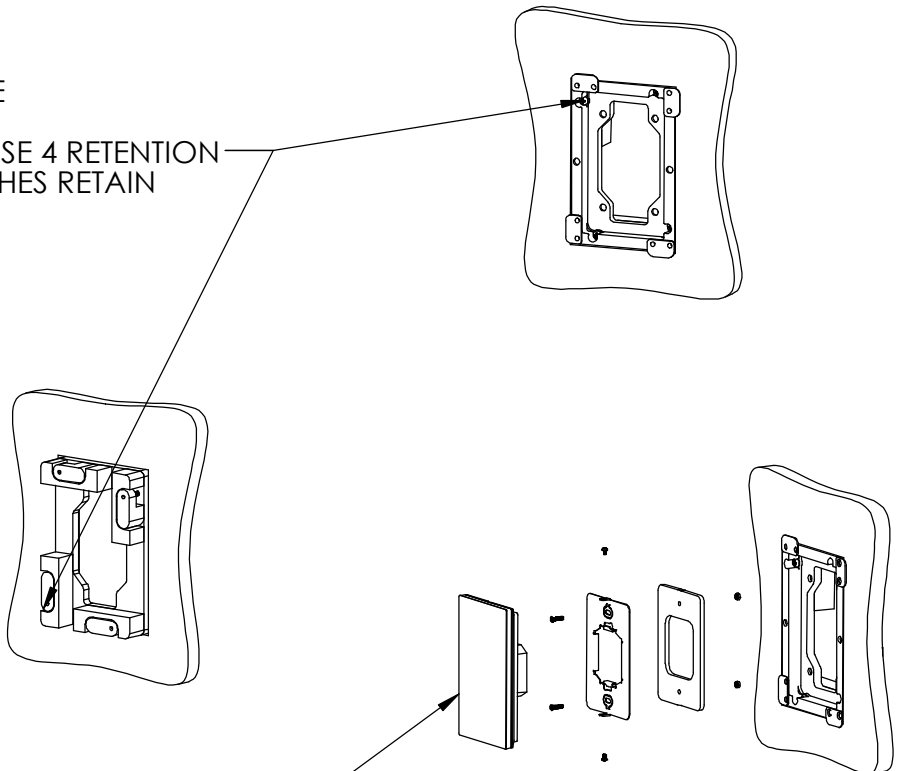


1. CUT OPENING - BOARD THICKNESS 10mm [0.39"]
UP TO 21mm [0.83"] (FOR BOARDS UP TO
32mm [1.25"] THICK, REINSTALL CAM LATCHES
UPSIDE DOWN.

2. ROUTE NECESSARY CABLES

3. INSERT WALL MOUNT BASE

4. GENTLY SCREW CLOCKWISE 4 RETENTION
SCREWS UNTIL CAM LATCHES RETAIN
THE UNIT.



5. ASSEMBLE AND ATTACH THE THERMOSTAT

6. ATTACH BEZEL (MAGNETICALLY)

