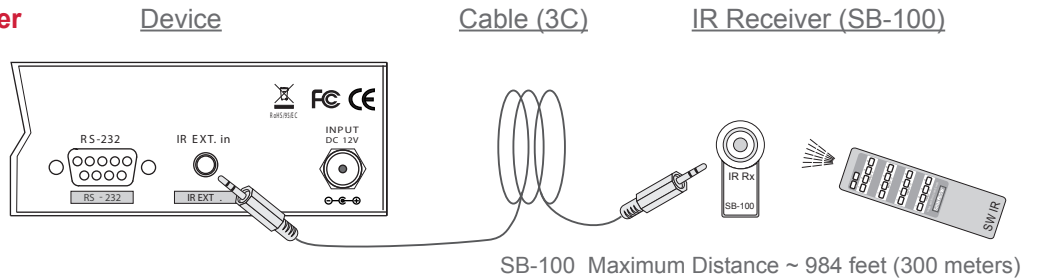
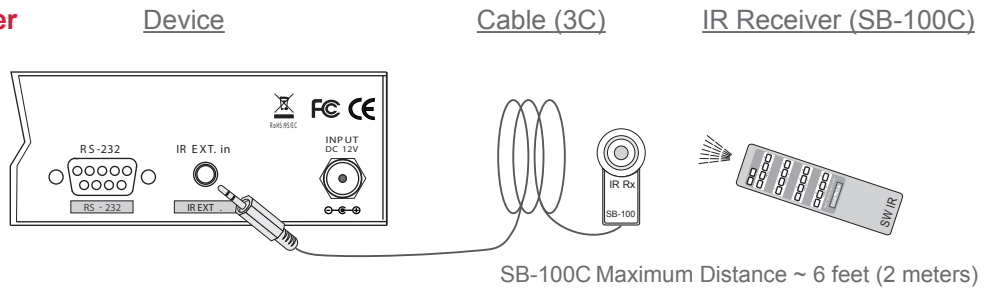


IR RECEIVER:

1. SB-100 IR 300M Receiver



2. SB-100C IR 2M Receiver



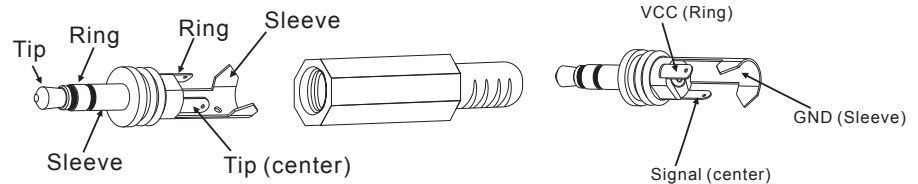
*** When you plug the External IR extender into the switcher, the front panel IR receiver remains active. ***

PIN CONFIGURATION:

SB-100 and SB-100C Receiver Pin configuration



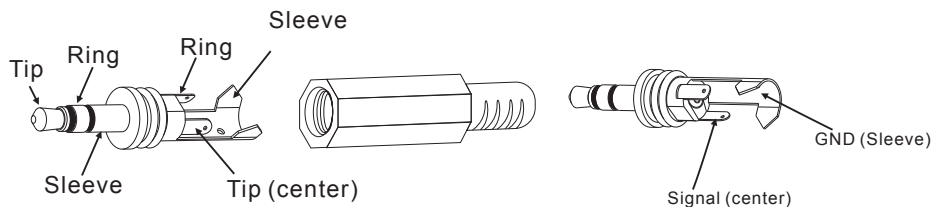
Tip: Signal
Ring: VCC
Sleeve: GND



SB-100 Maximum Distance ~ 984 feet (300 meters)



Tip: Signal
Ring: NC
Sleeve: GND



SB-100C Maximum Distance ~ 6 feet (2 meters)

Note: The External IR jack has voltage on the "Ring" portion of a 3-conductor plug. You must use a 3-conductor plug (aka: stereo plug). Using a 2-conductor plug will short out the power supply. Always make connections with the switcher power off.