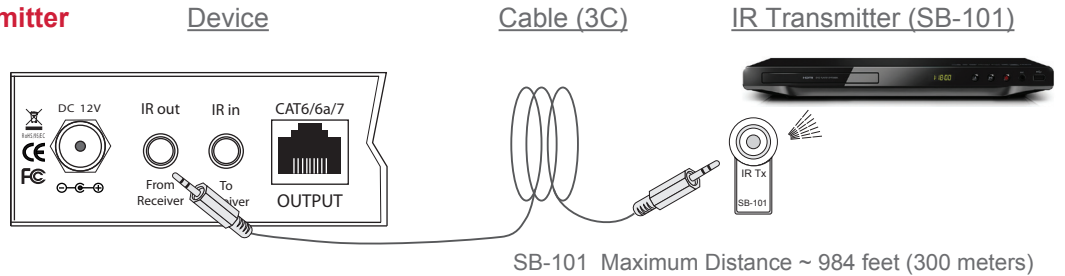
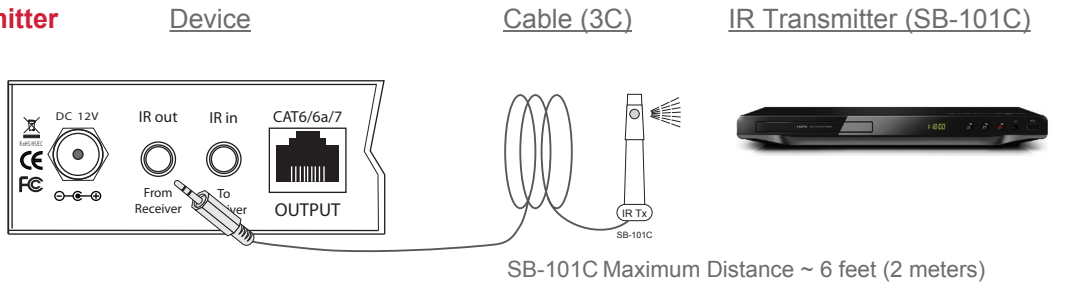



IR EMITTER:

1. SB-101 IR 300M Transmitter



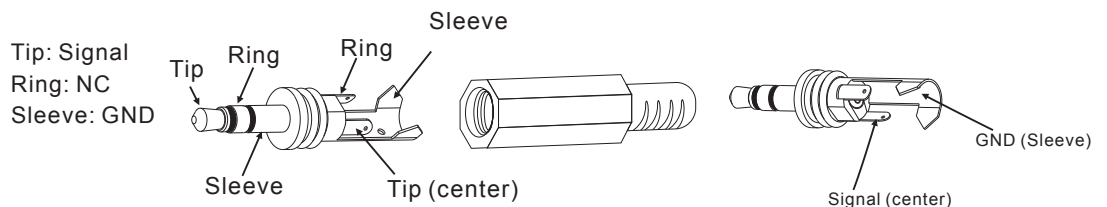
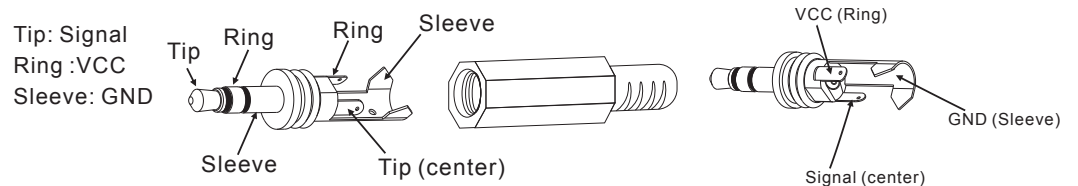
2. SB-101C IR 2M Transmitter



*** When you plug the External IR extender into the switcher, the front panel IR transmitter remains active. ***

PIN CONFIGURATION:

SB-101 and SB-101C Transmitter Pin configuration



Note: The External IR jack has voltage on the "Ring" portion of a 3-conductor plug. You must use a 3-conductor plug (aka: stereo plug). Using a 2-conductor plug will short out the power supply. Always make connections with the switcher power off.