



**ATLONA COMPONENT 1:3
DISTRIBUTION AMPLIFIER
WITH ANALOG AND DIGITAL AUDIO
AT-COMP-13AD**



ATLONA BY LENEXPO ELECTRONICS
2151 O'TOOLE AVE, STE D
SAN JOSE, CALIFORNIA 95131

TOLL FREE: 1-877-LEN-EXPO
536-3976
INTERNATIONAL: 408-954-8782
FAX: 408-954-8792

WEBSITE: WWW.ATLONA.COM
E-MAIL: INFO@ATLONA.COM

USER MANUAL



TABLE OF CONTENTS

TABLE OF CONTENTS.....	1
INTRODUCTION.....	1
PACKAGE CONTENTS.....	2
BEFORE YOU BEGIN	2
INSTALLATION AND ILLUSTRATION.....	3
SET-UP.....	4
SAFETY INFORMATION.....	5
WARRANTY.....	6

INTRODUCTION

THANK YOU FOR PURCHASING THE AT-COMP-13AD COMPONENT DISTRIBUTION AMPLIFIER. THIS PRODUCT HAS MANY INNOVATIVE FEATURES THAT WILL PROVE ABSOLUTELY USEFUL TO YOU. PLEASE READ THESE INSTRUCTIONS CAREFULLY AS IT WILL GUIDE YOU THROUGH THE MOST OF THE SETUP PROCESS. IN CASE OF ASSISTANCE WITH TROUBLESHOOTING, PLEASE CONTACT US.

TOLL FREE: 1-877-LEN-EXPO
536-3976

INTERNATIONAL: 408-954-8782

WARRANTY

LIMITED ONE-YEAR WARRANTY

ATLONA by Lenexpo Electronics warrants only to the initial purchaser of this product for a period of one year from the date of purchase from an Authorized ATLONA Reseller, the product will be free of electrical and mechanical defects that materially affect the products operation as described in this users manual. Within this period, ATLONA will, at it's sole option, repair or replace any components, which fail of normal use or refund the net original price.

DISCLAIMER OF WARRANTY

ALL IMPLIED WARRANTIES OF MERCHANTABILITY OR FITNESS FOR A PARTICULAR PURPOSE ARE LIMITED TO ONE YEAR FROM PURCHASE; ALL OTHER EXPRESS OR IMPLIED CONDITIONS, REPRESENTATIONS AND WARRANTIES, INCLUDING ANY IMPLIED WARRANTY OF NON-INFRINGEMENT, ARE DISCLAIMED. Some jurisdictions do not allow limitations on how long an implied warranty lasts, so the above limitation may not apply to you. This warranty gives you specific legal rights, and you may also have other rights, which vary by jurisdiction.



LIMITATION OF LIABILITY

TO THE EXTENT NOT PROHIBITED BY LAW, IN NO EVENT WILL ATLONA OR ITS SUPPLIERS BE LIABLE FOR ANY LOST REVENUE, PROFIT OR DATA, OR FOR SPECIAL, INDIRECT, CONSEQUENTIAL, INCIDENTAL, OR PUNITIVE DAMAGES, HOWEVER CAUSED REGARDLESS OF THE THEORY OF LIABILITY, ARISING OUT OF OR RELATED TO THE USE OF OR INABILITY TO USE THE PRODUCT, EVEN IF ATLONA HAS BEEN ADVISED OF THE POSSIBILITY OF SUCH DAMAGES. IN NO EVENT ATLONA'S LIABILITY TO YOU, WHETHER IN CONTRACT, TORT (INCLUDING NEGLIGENCE), OR OTHERWISE, EXCEED THE AMOUNT PAID BY YOU FOR THE PRODUCT. The foregoing limitations will apply even if any warranty or remedy provided to you fails its essential purpose. Some jurisdictions do not allow the exclusion or limitation of incidental or consequential damages, so the above limitation of or exclusion may not apply to you.

Disclaimer

This document is provided for technical information for the user. It does not create any warranty with respect to the product, and does not modify or enhance the terms of the warranty that may accompany this product. ATLONA reserves the right to modify the information in this document as necessary. ATLONA holds no responsibility for any errors that may appear in this document. Customers should take appropriate action to ensure their use of the product does not infringe upon any patents. ATLONA respects valid patent rights of third parties.

Trademarks and Copyrights

All other product names or marks referenced herein are trademarks or registered trademarks of their respective owners.

ATLONA by Lenexpo Electronics
2151 O'toole Ave, Ste D
San Jose CA 95131

Toll Free: 1-877-LEN-EXPO
536 3976
International: 408-954-8782
FAX: 408-954-8792
Website: www.atlona.com
E-MAIL: info@atlona.com



SAFETY INFORMATION

SAFEGUARDS

- TO REDUCE THE RISK OF ELECTRIC SHOCK, DO NOT EXPOSE THIS PRODUCT TO RAIN OR MOISTURE.
- IF THE WALL PLUG DOES NOT FIT INTO YOUR LOCAL POWER SOCKET, HIRE AN ELECTRICIAN TO REPLACE YOUR OBSOLETE SOCKET.
- DO NOT MODIFY THE WALL PLUG. DOING SO WILL VOID THE WARRANTY AND SAFETY FEATURES.
- THIS EQUIPMENT SHOULD BE INSTALLED NEAR THE SOCKET OUTLET AND THE DEVICE SHOULD BE EASILY ACCESSIBLE IN CASE IT REQUIRES DISCONNECTION.
- AVOID EXCESSIVE HUMIDITY, SUDDEN TEMPERATURE CHANGES OR TEMPERATURE EXTREMES.
- KEEP THIS PRODUCT AWAY FROM WET LOCATIONS SUCH AS BATHTUBS, SINKS, LAUNDRIES, WET BASEMENTS AND SWIMMING POOLS.
- USE ONLY ACCESSORIES RECOMMENDED BY ATLONA TO AVOID FIRE, SHOCK OR OTHER HAZARDS.
- UNPLUG THE PRODUCT BEFORE CLEANING. USE A DAMP CLOTH FOR CLEANING. DO NOT USE CLEANING FLUID OR AEROSOLS, WHICH COULD ENTER THE UNIT AND CAUSE DAMAGE, FIRE OR ELECTRICAL SHOCK. SOME SUBSTANCES MAY ALSO MAR THE FINISH OF THE PRODUCT.

PRECAUTIONS

- FCC REGULATIONS STATE THAT ANY UNAUTHORIZED CHANGES OR MODIFICATIONS TO THIS EQUIPMENT NOT EXPRESSLY APPROVED BY THE MANUFACTURER COULD VOID THE USER'S AUTHORITY TO OPERATE THIS EQUIPMENT.
- OPERATE THIS PRODUCT USING ONLY THE INCLUDED EXTERNAL POWER SUPPLY. USE OF OTHER POWER SUPPLIES COULD IMPAIR PERFORMANCE, DAMAGE THE PRODUCT OR CAUSE FIRES.
- IN THE EVENT OF AN ELECTROSTATIC DISCHARGE, THIS DEVICE MAY AUTOMATICALLY TURN OFF. IF THIS OCCURS, UNPLUG THE DEVICE, AND PLUG IT BACK IN.
- PROTECT AND ROUTE POWER CORDS SO THEY WILL NOT BE STEPPED ON OR PINCHED BY ANYTHING PLACED ON OR AGAINST THEM. BE ESPECIALLY CAREFUL OF PLUG-INS, OR CORD EXIT POINTS FROM THIS PRODUCT.
- NEVER OPEN OR REMOVE UNIT PANELS OR MAKE ANY ADJUSTMENTS NOT DESCRIBED IN THIS MANUAL. ATTEMPTING TO DO SO COULD EXPOSE YOU TO DANGEROUS ELECTRICAL SHOCK OR OTHER HAZARDS. IT MAY ALSO CAUSE DAMAGE TO YOUR AT-AVSC41. OPENING THE PRODUCT WILL VOID THE WARRANTY.
- DO NOT ATTEMPT TO SERVICE THE UNIT. INSTEAD DISCONNECT IT AND CONTACT YOUR AUTHORISED ATLONA RESELLER OR CONTACT ATLONA DIRECTLY.

1:3 YPBPR DISTRIBUTION AMPLIFIER




AUDIO AND VIDEO CABLES



UNIVERSAL POWER SUPPLY



USER MANUAL



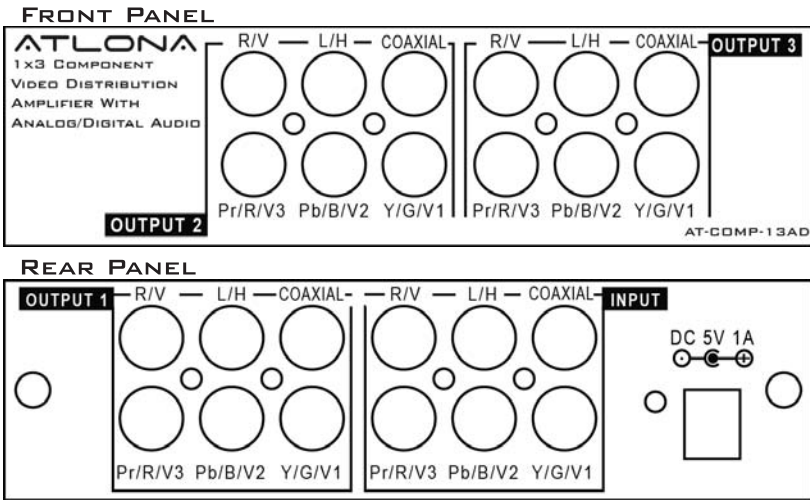
BEFORE YOU BEGIN

COMPONENT VIDEO: THIS TYPE OF CONNECTION IS CAPABLE OF CARRYING A RANGE OF RESOLUTIONS - NTSC 480i, PAL 576i AND HDTV RESOLUTIONS. THIS SWITCHER WILL PASS ALL RESOLUTIONS UP TO 1080P. PLEASE MAKE SURE THAT YOUR SOURCES, WHICH ARE TO BE CONNECTED TO YOUR DISPLAYS THROUGH THIS SWITCH, COMPLY WITH YOUR DISPLAYS CAPABILITIES. SOME DISPLAYS ARE NOT CAPABLE OF ACCEPTING 480i OR 576i ON COMPONENT VIDEO INPUT.

PLEASE MAKE SURE THAT THE TOTAL LENGTH OF YOUR CABLES, FROM SOURCE TO DISPLAY, DOES NOT EXCEED 20M/66FT. IN CASE IT DOES, YOUR SYSTEM MIGHT REQUIRE A BOOSTER, REPEATER OR AN

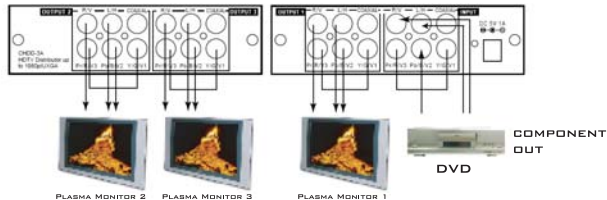


ILLUSTRATION

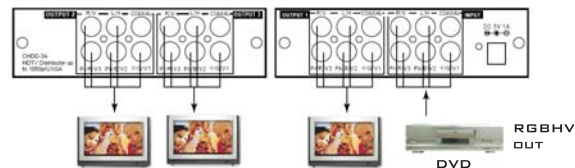


INSTALLATION

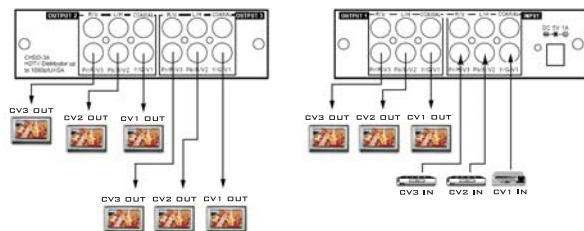
1. WORKS AS A 1-IN 3-OUT DISTRIBUTION AMPLIFIER FOR HD COMPONENT SOURCE(Y/PbPr).



2. WORKS AS A 1-IN 3-OUT DISTRIBUTION AMPLIFIER FOR HD RGBHV VIDEO SOURCE.



3. WORKS AS A THREE 1-IN 3-OUT DISTRIBUTION AMPLIFIER FOR COMPOSITE VIDEO SOURCE.



SET-UP

CONNECTIONS:

STEP 1. CONNECT COMPONENT VIDEO (RED, GREEN, BLUE) CABLES TO YOUR SOURCE AND TO AT-COMP-13AD.

STEP 2. CONNECT STEREO AUDIO (RED, WHITE) CABLES TO YOUR SOURCE AND TO AT-COMP-13AD.

STEP 3. CONNECT DIGITAL COAXIAL AUDIO (BLACK OR ORANGE) CABLE TO YOUR SOURCE AND TO AT-COMP-13AD.

STEP 1. CONNECT COMPONENT VIDEO (RED, GREEN, BLUE) CABLES TO YOUR DISPLAYS AND TO AT-COMP-13AD.

STEP 2. CONNECT STEREO AUDIO (RED, WHITE) CABLES TO YOUR DISPLAYS AND TO AT-COMP-13AD.

STEP 3. CONNECT DIGITAL COAXIAL AUDIO (BLACK OR ORANGE) CABLES TO YOUR DISPLAYS AND TO AT-COMP-13AD.

OPERATION:

WHEN THE DISTRIBUTION AMPLIFIER IS PLUGGED IN, THE LED IN THE TOP RIGHT CORNER WILL LIGHT UP, NOTIFYING YOU THAT THE AMPLIFIER IS ACTIVE.

SPECIFICATIONS:

- RESOLUTIONS UP TO 1080P
 - SUPPORTS MULTICHANNEL AUDIO ON D-COAX
 - BANDWIDTH: 480MHZ (+3DB)
 - SUPPORTS Y/PB/PR, Y/CB/CR, RGBHV, RGsB, RGbS.
- LEFT AND RIGHT AUDIO CHANNELS SUPPORT VIDEO SYNC SIGNAL.
- SUPPORTS UP TO 3 DISPLAYS
 - OPERATING TEMPERATURE: 0°~70°C
 - WEIGHT: 550G
 - DIMENSIONS IN MM: 141(W) X 105(D) X 38(H)