

NOTES:

1. DEBUR ALL SHARP EDGES.
2. ALL THREADS TO BE FREE OF POWDER COAT AND, OR PAINT.
3. Δ INDICATES CHANGE AT LAST REVISION

REVISIONS			
REV.	DESCRIPTION	DRAWN BY	DATE
A	INITIAL RELEASE	CW	7/12/2016

D

D

C

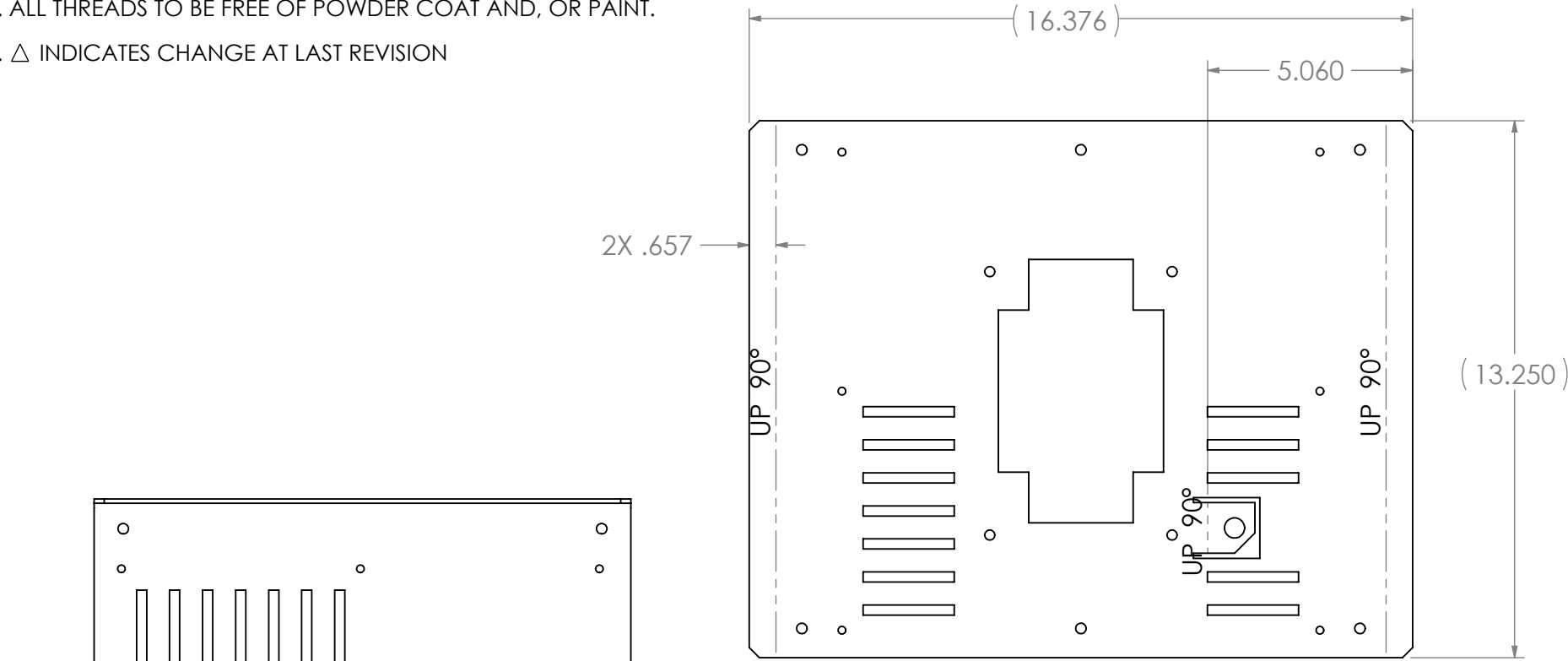
C

B

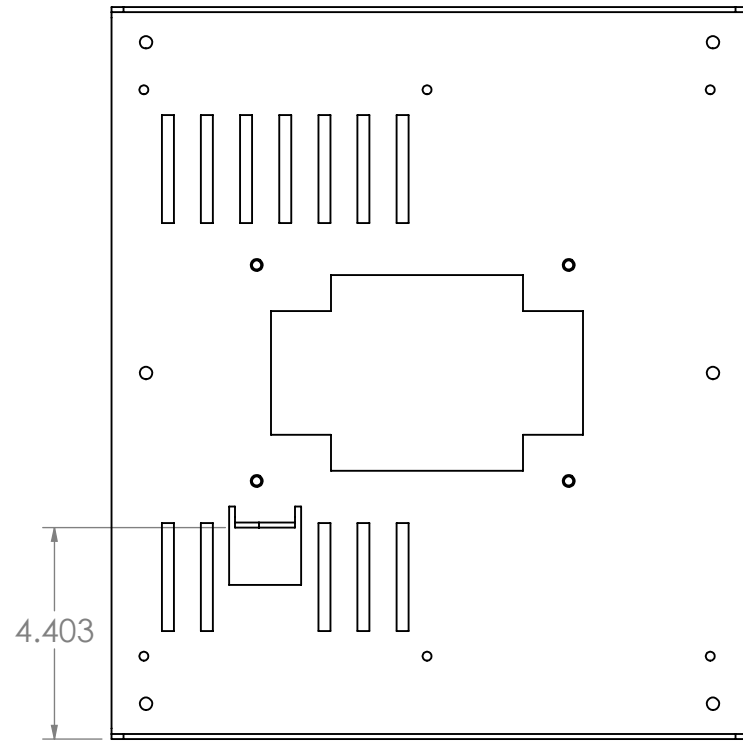
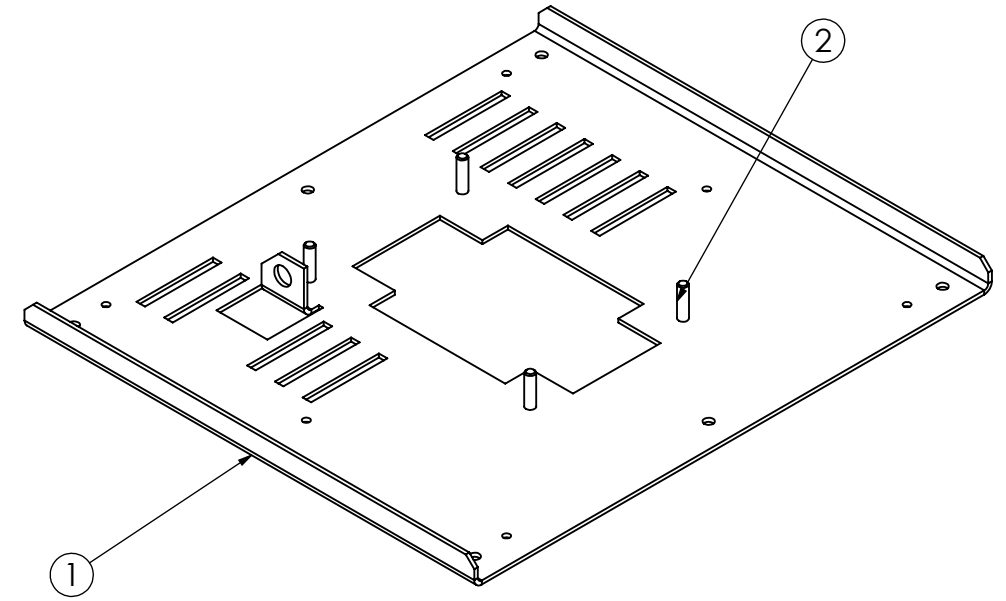
B

A

A



FLAT PATTERN
(NON-SYMMETRICAL)
USE R .060 PUNCH, .787 (20mm) DIE



ITEM #	QTY	PART #	PURCHASED PART #	DESCRIPTION
1	1	8072-01445		DPI EVISION 6500 LASER
2	4		6100-10950	PEM, STUD, 1/4-20 X 1, ZI

UNLESS OTHERWISE SPECIFIED:

DIMENSIONS ARE IN INCHES
TOLERANCES:
.XX = ± .020
.XXX = ± .010
.XXXX = ± .0050
ANGLE: ± .5°

INTERPRET DRAWING PER Y14.100.
DIMENSIONS AND TOLERANCES ARE IN ACCORDANCE WITH ASME Y14.5 - 2009.

THIRD ANGLE PROJECTION



DO NOT SCALE DRAWING

DRAWN BY

CW

MATERIAL

ASTM A1008 STEEL
12 GAUGE (0.105")

FINISH

BLACK MEDIUM - T241 - BK59

PROPRIETARY AND CONFIDENTIAL

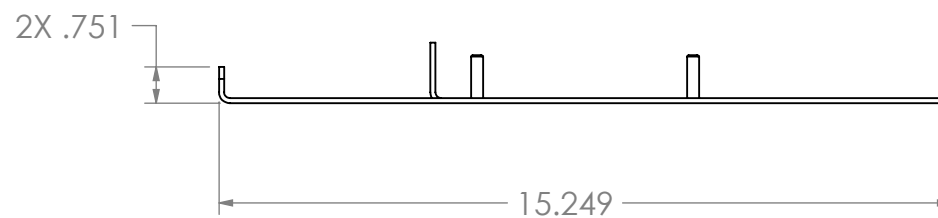
THE INFORMATION CONTAINED IN THIS DRAWING IS THE SOLE PROPERTY OF DISPLAY DEVICES, INC. ANY REPRODUCTION IN PART OR AS A WHOLE WITHOUT THE WRITTEN PERMISSION OF DISPLAY DEVICES, INC IS PROHIBITED.

DISPLAY DEVICES, INC
GOLDEN, CO

TITLE:
PCM MOUNT - DPI EVISION
6500/8500

SIZE	DWG. NO.	REV
B	8072-01445	A

SCALE: 1:4 SHEET 1 OF 1



8

7

6

5

4

3

2

1