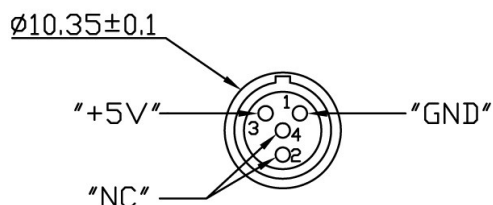


What's in the Box

1. SDI-FIB-Tx: SDI to Fiber transmitter w/ DC5V 1.5A Power Supply
2. SDI-FIB-Rx: Fiber to SDI receiver w/ DC5V 1.5A Power Supply
3. DC 5V 1.5A Power Supplies
4. Options: 12V XLR male to mini XL female cable for direct power from the camera
5. User Manual
6. Pelican like hard carrying case

DC Power Adaptor Pin-out



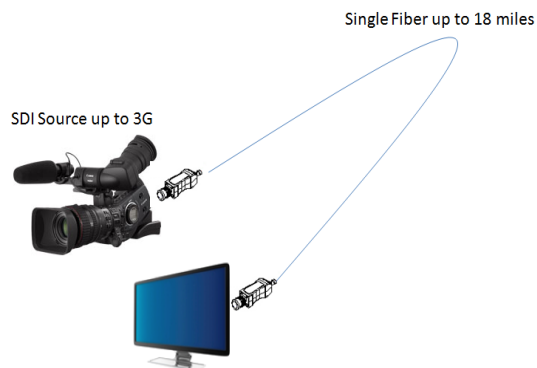
Startup and Installation

- (1) Unpack the content from the hard carrying case
- (2) Connect the SDI-FIB-Tx's BNC side to the SDI source. (Note: It is recommended to connect the BNC directly to the source. Any intermediate cables or barrows may impact the signal performance)
- (3) Plug the +5V DC power adaptor to SDI-FIB-Tx
- (4) Connect the SDI-FIB-Rx's BNC to the display. (Note: It is recommended to connect the BNC directly to the source. Any intermediate cables or barrows may impact the signal performance)
- (5) Plug the +5V DC power adaptor to SDI-FIB-Rx

Product Specification

- Transmission of Multi-rate SDI (3G/HD/SD-SDI) video over a single fiber. (SMPTE-424M, SMPTE-292M and SMPTE-259M)
- Compatible with single-mode or multi-mode fiber
- Equalized on the inputs and reclocked on the output to maximize performance up to 120m for 3G and 140m for HD-SDI
- Extension limit: 18 mile (30 km) for 1.485 Mbps, 12.5 miles (20 km) for 3G (1080P)
- Recommended fiber optic cable: Glass single-mode fiber with 1310, 1550nm with ST terminated connectors
- General Electrical specifications
 - Link power budget: Minimum 11dB
 - BNC connectors: 75 ohm male
- Mechanical specifications
- Dimension: 19.5mm x 19.5mm x 82.7mm (WxHxD)
- Environmental Specifications
- Operating temperature: -20C to 70C
- Storage temperature: -30C to 85C
- Humidity: 5% to 95% RH


Connection Diagram



MAZAMA SDI-FIB Installation and



3G/HD/SD-SDI to Fiber Extender



Apantac LLC
7556 SW Bridgeport Road
Portland, OR 97224
T: +1 (503) 968 3000
F: +1 (503) 389 7921
E: info@apantac.com

FCC/CE Statement

This device complies with part 15 of FCC Rules and EN 55022/61000-3 for CE certification. Operation is subject to the following two conditions: (1) this device may not cause harmful interference, and (2) this device must accept any interference received, including interference that may cause undesired operation. This equipment has been tested and found to comply with the limits for a Class A digital device, pursuant to part 15 and 2 of FCC Rules and EN 55022/61000-3 for CE certification. These limits are designed to provide reasonable protection against harmful interference when the equipment is operated in a residential installation. This equipment generates, uses, and can radiate radio frequency energy and, if not installed and used in accordance with the instruction guide, may cause harmful interference to radio communications. However, there is no guarantee that interference will not occur in a particular installation. If this equipment does cause harmful interference to radio or television reception, which can be determined by turning the equipment off and on, the user is encouraged to try to correct the interference by one or more of the following measures:

- Re-orient or relocate the receiving antenna.
- Increase the separation between the equipment and the receiver.
- Connect the equipment into an outlet on a circuit different from that to which the receiver is connected.
- Consult a service representative for help.

Properly shielded and grounded cables and connectors must be used in order to comply with FCC/CE emission limits. Changes or modifications not expressly approved by the party responsible for compliance could void the user's authority to operate the equipment.

UL/IEC Statement

This equipment has been tested and found to comply with the limits for medical devices in IEC 60601-1:1994. These limits are designed to provide reasonable protection against harmful interference in a typical medical installation.

This equipment generates uses and can radiate radio frequency energy and, if not installed and used in accordance with the instructions, may cause harmful interference to other devices in the vicinity. However,

there is no guarantee that interference will not occur in a particular installation. If this equipment does cause harmful interference to other devices, which can be determined by turning the equipment off and on, the user is encouraged to try to correct the interference by one or more of the following measures:

- Reorient or relocate the receiving device.
- Increase the separation between the equipment.
- Connect the equipment into an outlet on a circuit different from that to which the other device(s) are connected.
- Consult the manufacturer or field service technician for help.
- Type of protection against electric shock: Class I equipment
- Degree of protection against electric shock: Not classified - no applied parts
- Classification according to the degree of protection against ingress of water as detailed in the current edition of IEC 529: IPX0, ordinary equipment
- This equipment is not suitable for use in the presence of flammable anesthetics or oxygen
- Mode of operation: continuous operation

Warranty Information

3 (Three) Year Warranty

Apantac warrants this fiber-optic 3G-SDI extension product to be free from defects in workmanship and materials, under normal use and service, for a period of three (3) year from the date of purchase from Apantac or its authorized resellers.

If a product does not work as warranted during the applicable warranty period, Apantac shall, at its option and expense, repair the defective product or part, deliver to customer an equivalent product or part to replace the defective item, or refund to customer the purchase price paid for the defective product.

All products that are replaced will become the property of Apantac.

Replacement products may be new or reconditioned.

Any replaced or repaired product or part has a ninety (90) day warranty or the remainder of the initial warranty period, whichever is longer.

Warranty Limitation and Exclusion

Apantac shall have no further obligation under the foregoing limited warranty if the product has been damaged due to abuse, misuse, neglect, accident, unusual physical or electrical stress, unauthorized modifications, tampering, alterations, or service other than by Apantac or its authorized agents, causes other than from ordinary use or failure to properly use the Product in the application for which said Product is intended.

Dispose of Old Electrical & Electronic Equipment

(Applicable in the European Union and other European countries with separate systems)



This symbol on the product or on its packaging indicates that this product shall not be treated as household waste. Instead it shall be handed over to the applicable collection point for the recycling of electrical and electronic equipment. By ensuring this product is disposed of correctly, you will help prevent potential negative consequences for the environment and human health, which could otherwise be caused by inappropriate waste handling of this product. The recycling of materials will help to conserve natural resources. For more detailed information about recycling of this product, please contact your local city office, your household waste disposal service or the shop where you purchased the product.