



ATLONA
4x2 HDMI™ MATRIX SWITCH
HDMI™ VERSION 1.3
AT-HDMI-42M

USER MANUAL



TABLE OF CONTENTS

1. Introduction	1
2. Features	1
3. Package Contents	1
4. Operation Controls and Functions	2
4.1 Front Panel	2
4.2 Rear Panel	3
4.3 Remote Control	3
4.4 RS-232 Protocol	4
4.4.1 Pin Definition	4
4.4.2 Commands	4
5. Specifications	5
5.1 General Specification	5
5.2 Support Resolution	5
6. Connection and Installation	5
7. Safety	6
8. Warranty	7

INTRODUCTION

AT-HDMI-42M is a high performance HDMI™ Matrix with remote control. It offers you maximum convenience in HDMI™ signal distribution when you have multiple HDMI™ sources and displays to connect together. Each of the four HDMI™ sources can be directed to any one of the two outputs, so two displays can show 2 identical or 2 different sources at the same time. AT-HDMI-42M provides a maximum of 8 possible connection scenarios between sources and displays.

When HDMI™ signal progresses through AT-HDMI-42M, it is re-timed, level compensated, phase error corrected, and data jitter eliminated, so the output is a regenerated brand new HDMI™ signal that can run for another 25 meters and can be cascaded.

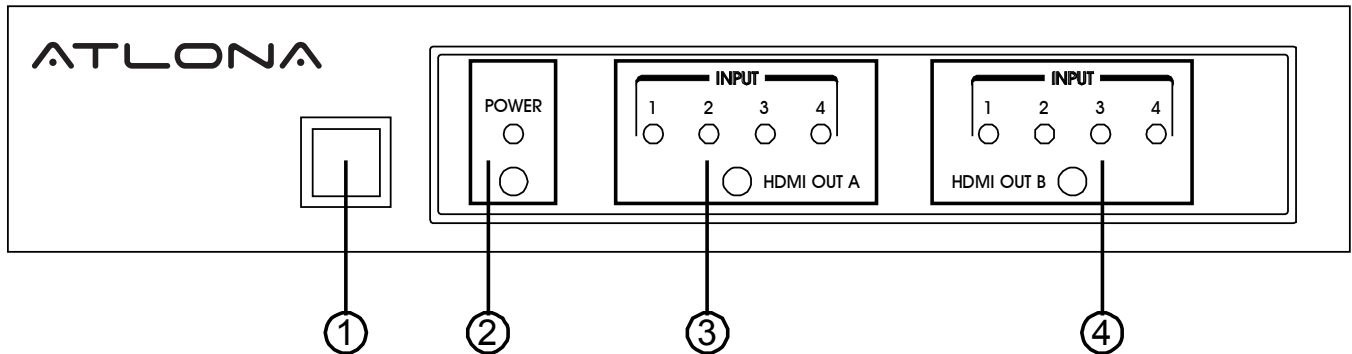
FEATURES

1. HDMI™ version 1.3, HDCP 1.1 and DVI 1.0 compliant.
2. HDMI™ input is compensated, clock / phase adjusted, and jitter eliminated so the output is a well tuned standard HDMI™ signal.
3. Input source LED indicators on each output select.
4. Ideal for home theater integration, conference room and retail stores.
5. Compatible with all HDMI™ sources and displays.
6. Supports high resolution input/output:
PC: VGA, SVGA, XGA, SXGA and UXGA (1600X1200) &
HDTV: 480i, 576i, 480p, 576p, 1080i, and 1080p
7. RS-232 control.
8. IR remote control.

PACKAGE CONTENTS

1. AT-HDMI-42M HDMI™ Matrix
2. 5VDC Power Supply Adaptor
3. Operation Manual

4.1. Front Panel



1. Remote control sensor.

2. Power Switch & LED Indicator:

The LED will illuminate when the power is turned on.

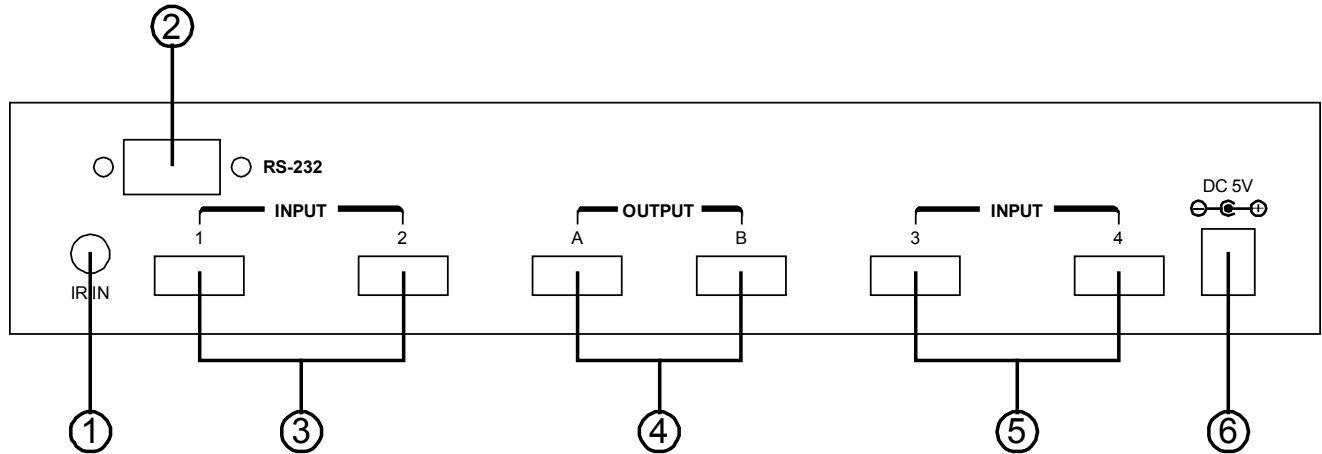
3. Input Select/Indicators (A):

Press the “HDMI™ OUT A” button repeatedly to switch to your desired source, and the LED will illuminate to indicate which input source is being selected, and routed to HDMI™ A display.

4. Input Select/Indicators (B):

Press the “HDMI™ OUT B” button repeatedly to switch to your desired source, and the LED will illuminate to indicate which input source is being selected, and routed to HDMI™ B display.

4.2 Rear Panel



1. IR IN Socket:

Plug the IR extender sensor (optional) into the socket for IR extension control.

2. RS-232 Communication Port:

Connect to the COM port of your PC for the distant control over RS-232 channel.

3. HDMI™ inputs 1 and 2:

Connect to the HDMI™ output of your source equipment such as DVD player or set-top-box.

4. HDMI™ outputs A and B:

Connect each of these output ports to the HDMI™ input of an HDMI™ display.

5. HDMI™ inputs 3 and 4:

Connect to the HDMI™ output of your source equipment such as DVD player or set-top-box.

6. Power:

4.3 Remote Control

1. Power:

Press the button to turn on/off the unit.

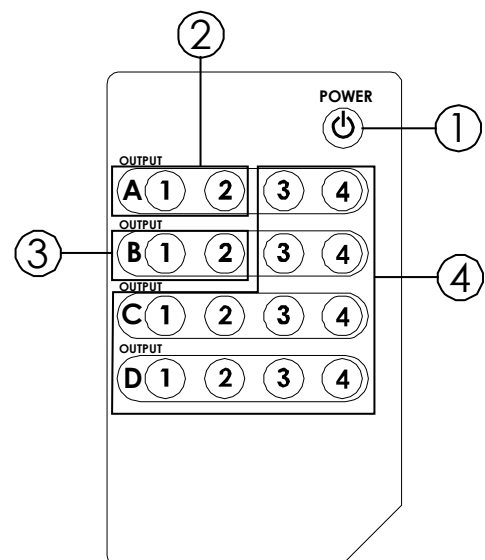
2. Input Select for HDMI™ OUT A:

Press 1, 2, 3 or 4 to select the desired input source for HDMI™ OUT A.

3. Input Select for HDMI™ OUT B:


Press 1, 2, 3 or 4 to select the desired input source for HDMI™ OUT B.

4. Void buttons (No function).



4.4 RS-232 Protocol

4.4.1 Pin Definition

AT-HDMI-42M			Remote Control Console	
PIN	Definition		PIN	Definition
1	NC		1	NC
2	Tx		2	Rx
3	Rx		3	Tx
4	NC		4	NC
5	GND		5	GND
6	NC		6	NC
7	NC		7	NC
8	NC		8	NC
9	NC		9	NC

*RS-232 transmission format:

Baud Rate: 9600 bps

Data bit: 8 Bits

Parity: None

Stop Bit: 1 bit

4.4.2 Commands

COMMAND	ACTION
P0	Power Off (standby)
P1	Power On *
ST	System Status *
VR	Firmware Version
A1	Output A select Input1
A2	Output A select Input2
A1	Output A select Input3
A2	Output A select Input4
B1	Output B select Input1
B2	Output B select Input2
B3	Output B select Input3
B4	Output B select Input4

SPECIFICATIONS

5.1 General Specification

- * Frequency bandwidth: 2.25Gbps (single link)
- * HDMI v1.3
- * Input/Output: 4-in to 2-out HDMI™ female ports
- * 5V DC power supply
- * Dimensions: 240 (W) x 165 (D) x 49 (H)mm
- * Weight: version 1.35Kgs

5.2 Support Resolution

INPUT	
PC	VGA, SVGA, XGA, SXGA, UXGA
TV	480i, 480p, 576i, 576p, 720p, 1080i, 1080p
OUTPUT	
PC	VGA, SVGA, XGA, SXGA, UXGA
TV	480i, 480p, 576i, 576p, 720p, 1080i, 1080p

CONNECTION AND INSTALLATION



Safeguards

To reduce the risk of electric shock, do not expose this product to rain or moisture.

If the wall plug does not fit into your local power socket, hire an electrician to replace your obsolete socket.

Do not modify the wall plug. Doing so will void the warranty and safety features.

This equipment should be installed near the socket outlet and the device should be easily accessible in case it requires disconnection.

Precautions

FCC Regulations state that any unauthorized changes or modifications to this equipment not expressly approved by the manufacturer could void the user's authority to operate this equipment.

Operate this product using only the included external power supply. Use of other power supplies could impair performance, damage the product or cause fires.

In the event of an electrostatic discharge, this device may automatically turn off. If this occurs, unplug the device, and plug it back in.

Protect and route power cords so they will not be stepped on or pinched by anything placed on or against them. Be especially careful of plug-ins, or cord exit points from this product.

Avoid excessive humidity, sudden temperature changes or temperature extremes.

Keep this product away from wet locations such as bathtubs, sinks, laundries, wet basements and swimming pools.

Use only accessories recommended by ATLONA to avoid fire, shock or other hazards.

Unplug the product before cleaning. Use a damp cloth for cleaning. Do not use cleaning fluid or aerosols, which could enter the unit and cause damage, fire or electrical shock. Some substances may also mar the finish of the product.

Never open or remove unit panels or make any adjustments not described in this manual. Attempting to do so could expose you to dangerous electrical shock or other hazards. It may also cause damage to your AT-HDMI-42M. Opening the product will void the warranty.

Do not attempt to service the unit. Instead disconnect it and contact your Authorised ATLONA reseller or contact ATLONA directly.

WARRANTY

LIMITED ONE-YEAR WARRANTY

ATLONA by Lenexpo Electronics warrants only to the initial purchaser of this product for a period of one year from the date of purchase from an Authorized ATLONA Reseller, the product will be free of electrical and mechanical defects that materially affect the products operation as described in this users manual. Within this period, ATLONA will, at it's sole option, repair or replace any components, which fail of normal use or refund the net original price.

DISCLAIMER OF WARRANTY

ALL IMPLIED WARRANTIES OF MERCHANTABILITY OR FITNESS FOR A PARTICULAR PURPOSE ARE LIMITED TO ONE YEAR FROM PURCHASE; ALL OTHER EXPRESS OR IMPLIED CONDITIONS, REPRESENTATIONS AND WARRANTIES, INCLUDING ANY IMPLIED WARRANTY OF NON-INFRINGEMENT, ARE DISCLAIMED. Some jurisdictions do not allow limitations on how long an implied warranty lasts, so the above limitation may not apply to you. This warranty gives you specific legal rights, and you may also have other rights, which vary by jurisdiction.

LIMITATION OF LIABILITY

TO THE EXTENT NOT PROHIBITED BY LAW, IN NO EVENT WILL ATLONA OR ITS SUPPLIERS BE LIABLE FOR ANY LOST REVENUE, PROFIT OR DATA, OR FOR SPECIAL, INDIRECT, CONSEQUENTIAL, INCIDENTAL, OR PUNITIVE DAMAGES, HOWEVER CAUSED REGARDLESS OF THE THEORY OF

LIABILITY, ARISING OUT OF OR RELATED TO THE USE OF OR INABILITY TO USE THE PRODUCT, EVEN IF ATLONA HAS BEEN ADVISED OF THE POSSIBILITY OF SUCH DAMAGES. IN NO EVENT ATLONA'S LIABILITY TO YOU, WHETHER IN CONTRACT, TORT (INCLUDING NEGLIGENCE), OR OTHERWISE, EXCEED THE AMOUNT PAID BY YOU FOR THE PRODUCT. The foregoing limitations will apply even if any warranty or remedy provided to you fails its essential purpose. Some jurisdictions do not allow the exclusion or limitation of incidental or consequential damages, so the above limitation of or exclusion may not apply to you.

Disclaimer

This document is provided for technical information for the user. It does not create any warranty with respect to the product, and does not modify or enhance the terms of the warranty that may accompany this product.

ATLONA reserves the right to modify the information in this document as necessary.

ATLONA holds no responsibility for any errors that may appear in this document. Customers should take appropriate action to ensure their use of the product does not infringe upon any patents. ATLONA respects valid patent rights of third parties.

Trademarks and Copyrights All other product names or marks referenced herein are trademarks or registered trademarks of their respective owners.



ATLONA
2151 O'toole Ave, Ste D
San Jose CA 95131
Toll Free: 1-877-536-3976
International: 408-954-8782
FAX: 408-954-8792
Website: www.atlona.com
E-MAIL: info@atlona.com