



ATLONA
8x1 COMPOSITE VIDEO SWITCHER
AT-VID81

USER MANUAL



TABLE OF CONTENTS

1. Introduction	1
2. Specifications	1
3. Package Contents	2
4. Panel Descriptions	2
4.1 Front Panel	2
4.2 Rear Panel	2
5. Connection and Installation	3
6. Safety Information	4
7. Warranty	5
8. Atlona Product Registration	6

INTRODUCTION

Atlona Technologies' AT-VID81 is one of the most innovative Composite Video signal switchers on the market today. This 8x1 Composite Video Switcher is the perfect solution for anyone who needs to send eight sources of high quality composite video to a single display. With 8 Composite Video Inputs and 1 Composite Video Output, the AT-VID81 is capable of switching and sending signal from eight sources to one display at lengths up to 200ft without signal degradation. The AT-VID81 can be controlled via IR remote control or push buttons on the front panel making this unit the perfect application for switching signals between VCRs, Camcorders, Video Game Consoles, DVDs, Satellite Receivers, Set Top Boxes, etc.

SPECIFICATIONS

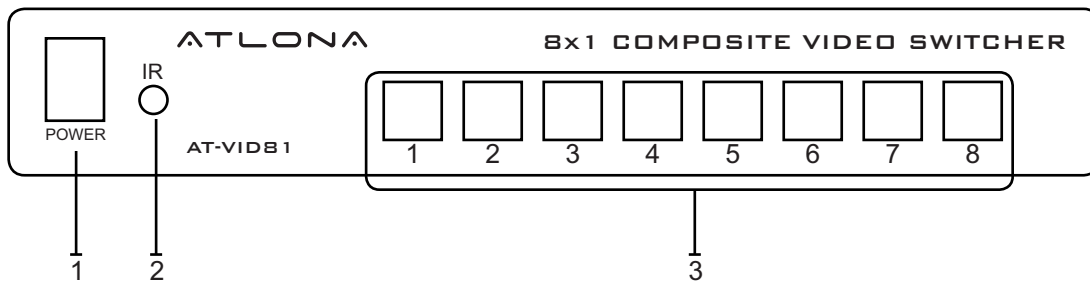
Input/output	8 in to 1 out Switcher
Video Inputs	8 x Composite Video, 75Ω on BNC connector
Type of Signals	Composite Video
Input	8 x Video-Composite Video
Output	1 x Video-Composite Video
Control functions	Manual & IR Remote control
IR frequency	38KHz
Video Bandwidth	>20MHz (+/- 0.5db)
Video Distortion	<0.5db
Channel Isolation	>60db , 6.5db Gain between any input and output
Signal to Noise Rate	>60db
Video Crosstalk	>-55db at 5MHz
Channel Isolation	>50db
In/Out Terminal	Color-coded RCA female connectors
Enclosure type	Metal (Black color)
Power Consumption	200mA Maximum
Power Source	DC 12 Volts, @300~1000mA
Size (L,W,H)	6.90 in x 3.20 in x 1 in (175x80x26mm)
Net Weight (Unit only)	1.00 lbs. (0.412 kg) Approx.

PACKAGE CONTENTS:

1. AT-VID81 Composite Video Switch x 1
2. Instruction Manual x 1
3. RCA to RCA video cable 6ft (2m) x 1
4. Universal AC Adaptor : 12V DC
5. IR Remote Control x 1

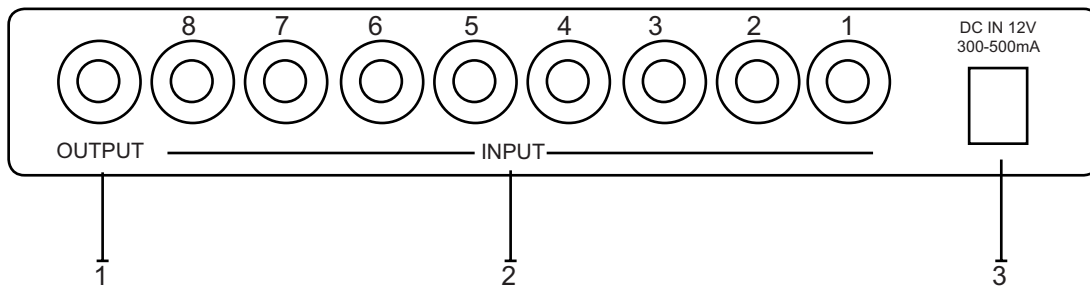
PANEL DESCRIPTIONS

1. Front Panel



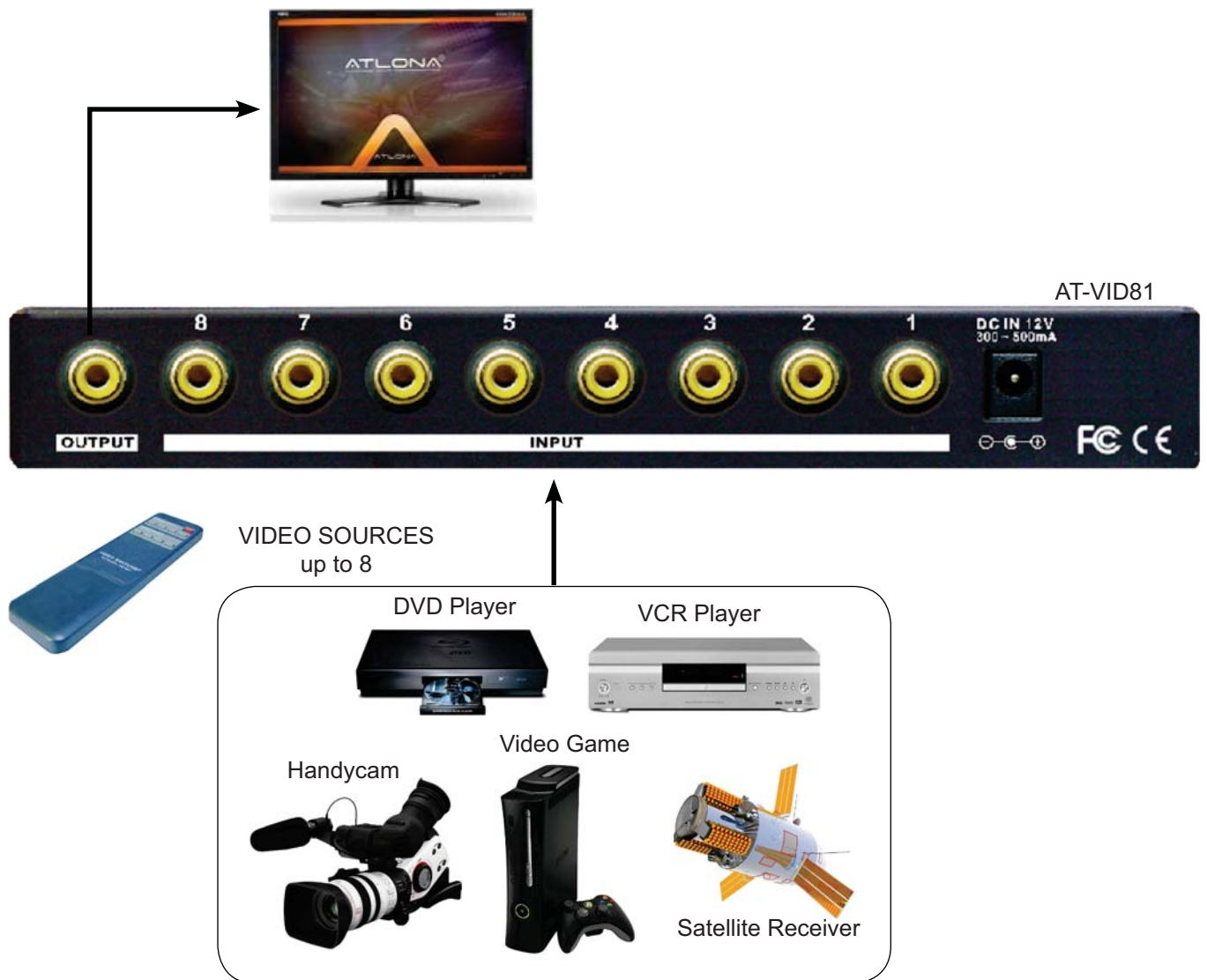
1. Power Switch: Switch Unit Power On/Off
2. IR: IR sensor
3. Input 1-8 Indicator Buttons: Push buttons to select desired Input. LED illuminates green when desired Input is in use

2. Rear Panel



1. Output 1: Composite Video (RCA)
2. Inputs 1-8: Composite Video (RCA)
3. Power Supply Input: (DV12V)

CONNECTION AND INSTALLATION



1. Switch off all devices, including monitors.
2. Connect Desired sources to the Composite Video Inputs (RCA).
3. Connect Composite Output (RCA) to desired Display
4. Plug in 12V DC power supply.
5. Power on the monitor.
6. Power on the sources.
7. Power on AT-VID81

Safeguards

To reduce the risk of electric shock, do not expose this product to rain or moisture.

If the wall plug does not fit into your local power socket, hire an electrician to replace your obsolete socket.

Do not modify the wall plug. Doing so will void the warranty and safety features.

This equipment should be installed near the socket outlet and the device should be easily accessible in case it requires disconnection.

Precautions

FCC Regulations state that any unauthorized changes or modifications to this equipment not expressly approved by the manufacturer could void the user's authority to operate this equipment.

Operate this product using only the included external power supply. Use of other power supplies could impair performance, damage the product or cause fires.

In the event of an electrostatic discharge, this device may automatically turn off. If this occurs, unplug the device, and plug it back in.

Protect and route power cords so they will not be stepped on or pinched by anything placed on or against them. Be especially careful of plug-ins, or cord exit points from this product.

Avoid excessive humidity, sudden temperature changes or temperature extremes.

Keep this product away from wet locations such as bathtubs, sinks, laundries, wet basements and swimming pools.

Use only accessories recommended by ATLONA to avoid fire, shock or other hazards.

Unplug the product before cleaning. Use a damp cloth for cleaning. Do not use cleaning fluid or aerosols, which could enter the unit and cause damage, fire or electrical shock. Some substances may also mar the finish of the product.

Never open or remove unit panels or make any adjustments not described in this manual. Attempting to do so could expose you to dangerous electrical shock or other hazards. It may also cause damage to your AT-VID81. Opening the product will void the warranty.

Do not attempt to service the unit. Instead disconnect it and contact your Authorized ATLONA reseller or contact ATLONA directly.

1. LIMITED WARRANTY

Atlona Technologies warrants that (a) its products (the “Product”) will perform substantially in accordance with the accompanying written materials for a period of 3 YEARS from the date of receipt and (b) that the Product will be free from defects in materials and workmanship under normal use and service for a period of 3 years. In the event applicable law imposes any implied warranties, the implied warranty period is limited to 3 years from the date of receipt. Some jurisdictions do not allow such limitations on duration of an implied warranty, so the above limitation may not apply to Customer.

2. CUSTOMER REMEDIES

Atlona Technologies and its suppliers’ entire liability and Customer’s exclusive remedy shall be, at Atlona Technologies’ option, either return of the price paid for the Product, or repair or replacement of the Product that does not meet this Limited Warranty and which is returned to Atlona Technologies with a copy of Customer’s receipt. This Limited Warranty is void if failure of the Product has resulted from accident, abuse, or misapplication. Any replacement Product will be warranted for the remainder of the original warranty period or 3 year, whichever is longer.

3. NO OTHER WARRANTIES

TO THE MAXIMUM EXTENT PERMITTED BY APPLICABLE LAW, ATLONA TECHNOLOGIES AND ITS SUPPLIERS DISCLAIM ALL OTHER WARRANTIES, EITHER EXPRESS OR IMPLIED, INCLUDING, BUT NOT LIMITED TO IMPLIED WARRANTIES OF MERCHANTABILITY AND FITNESS FOR A PARTICULAR PURPOSE, WITH REGARD TO THE PRODUCT AND ANY RELATED WRITTEN MATERIALS. THIS LIMITED WARRANTY GIVES CUSTOMER SPECIFIC LEGAL RIGHTS. CUSTOMER MAY HAVE OTHER RIGHTS DEPENDING ON THE JURISDICTION.

4. NO LIABILITY FOR DAMAGES

TO THE MAXIMUM EXTENT PERMITTED BY APPLICABLE LAW, IN NO EVENT SHALL ATLONA TECHNOLOGIES OR ITS SUPPLIERS BE LIABLE FOR ANY DAMAGES WHATSOEVER (INCLUDING WITHOUT LIMITATION, SPECIAL, INCIDENTAL, CONSEQUENTIAL, OR INDIRECT DAMAGES FOR PERSONAL INJURY, LOSS OF BUSINESS PROFITS, BUSINESS INTERRUPTION, LOSS OF BUSINESS INFORMATION, OR ANY OTHER PECUNIARY LOSS) ARISING OUT OF THE USE OF OR INABILITY TO USE THIS PRODUCT, EVEN IF ATLONA TECHNOLOGIES HAS BEEN ADVISED OF THE POSSIBILITY OF SUCH DAMAGES. IN ANY CASE, ATLONA TECHNOLOGIES’ AND ITS SUPPLIERS’ ENTIRE LIABILITY UNDER ANY PROVISION OF THIS AGREEMENT SHALL BE LIMITED TO THE AMOUNT ACTUALLY PAID BY YOU FOR THE PRODUCT. BECAUSE SOME JURISDICTIONS DO NOT ALLOW THE EXCLUSION OR LIMITATION OF LIABILITY FOR CONSEQUENTIAL OR INCIDENTAL DAMAGES, THE ABOVE LIMITATION MAY NOT APPLY TO YOU.



ATLONA
2151 O’toole Ave, Ste D
San Jose CA 95131
Toll Free: 1-877-536-3976
International: 408-954-8782
FAX: 408-954-8792
Website: www.atlona.com
E-MAIL: info@atlona.com

Thank you for purchasing this Atlona product — we hope you'll enjoy it.



We also hope that you'll take a few moments to register your new purchase. Registration creates an ownership record if your product is lost or stolen and helps ensure you'll receive notification of performance issues and firm-ware updates.

At Atlona, we respect and protect your privacy and assure you that your registration information is completely secure. Of course, Atlona product registration is totally voluntary and failure to register will not diminish your limited warranty rights.

To register go to www.atlona.com/registration