

## Reflective Photoelectric Beam Sensor


**E-936-S35RRGQ**

Range up to 35ft (11m)



### Features:

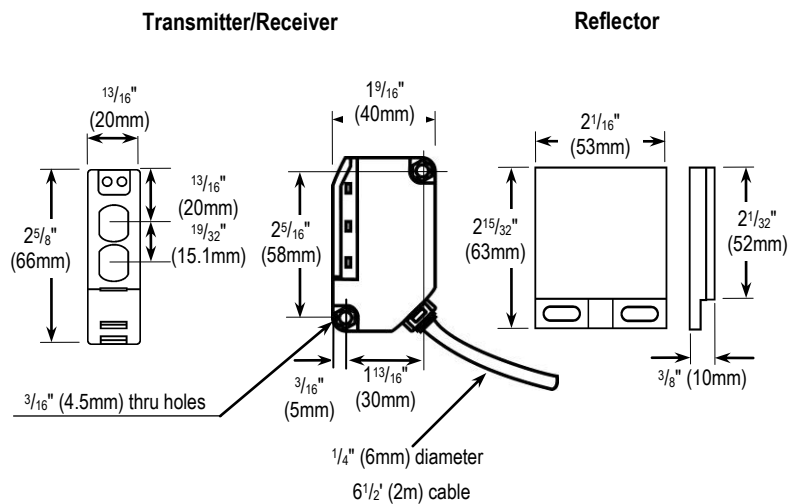
- Up to 35ft (11m) sensing range
- Weatherproof (IP66) construction for indoor/outdoor usage
- Pre-wired 6-foot cord
- Bracket and mounting hardware included for both sensor and reflector
- Adjustable sensing range
- Compact size
- Monitored output: N.C. or 10kΩ resistor on N.O. output



### Specifications:

Type	Retro-reflective
Sensing Range	0.5~35 ft (0.2~11 m)
Operating Voltage	12~30 VDC/24~30 VAC 60Hz, 83mA
Current Draw	Standby - 60mA@12VDC Active - 25mA@12VDC
Response Time	10ms (max.)
Light Source	IR LED
LED Indicators	Yellow LED (alignment) Red LED (power on, triggered off)
Trigger Output	SPDT Relay output (NO/NC/COM, with built-in 10kΩ resistor on N.O. output)
Switching Capacity	2A@30VAC/VDC
Enclosure	IP66 Weatherproof
Operating Temperature	-4°~131° F (-20°~55° C)
Mounting brackets	Included

### Dimensions:



### Optional Accessories:

**E-931ACC-RC1Q**  
3" Round reflector



**E-931ACC-BLS6Q**  
Single-gang flush-mount bracket




**E-931ACC-BLS7Q**  
L-bracket for side mounting



**E-931ACC-HR1Q**  
Reflector hood



**E-931ACC-BLS8Q**  
Wall Bracket



**SECO-LARM® U.S.A., Inc.**

16842 Millikan Avenue, Irvine, CA, 92606

Phone: (949) 261-2999 | (800) 662-0800 Fax: (949) 261-7326

Website: www.seco-larm.com Email: sales@seco-larm.com



Copyright © 2016 SECO-LARM U.S.A., Inc. All rights reserved.

The SECO-LARM policy is one of continual development. For that reason, SECO-LARM reserves the right to change prices and specifications without notice. SECO-LARM is not responsible for misprints.

**SECO-LARM® ENFORCER® CRIMEBUSTER® CBA SLI®**

PI\_E-936-S35RRGQ\_161110.docx