



**SD-72081-6MQ**

**Single-Gang Mortise Cylinder Key Switch**

**Manual**



# ENFORCER Single-Gang Mortise Cylinder Key Switch

## Introduction:

If a keypad or proximity card reader fails to activate an electronic lock, the user can switch between normally closed (N.C.) and normally open (N.O.) contacts using the **SD-72081-6MQ**, forcing the door to open. This acts as a backup for access control systems, so that the system does not rely on the integrity of a single device.

## Features:

- Keyed mortise cylinder (2 keys included)
- Mortise cylinder removable for ease of keying
- Flush mount with vandal-resistant screws
- Chrome-plated aluminum back plate fits to single-gang box
- Stainless-steel front cover conceals mounting screws
- DPDT Momentary switch, 5A@125VAC contact rating, color-coded wires

## Specifications:

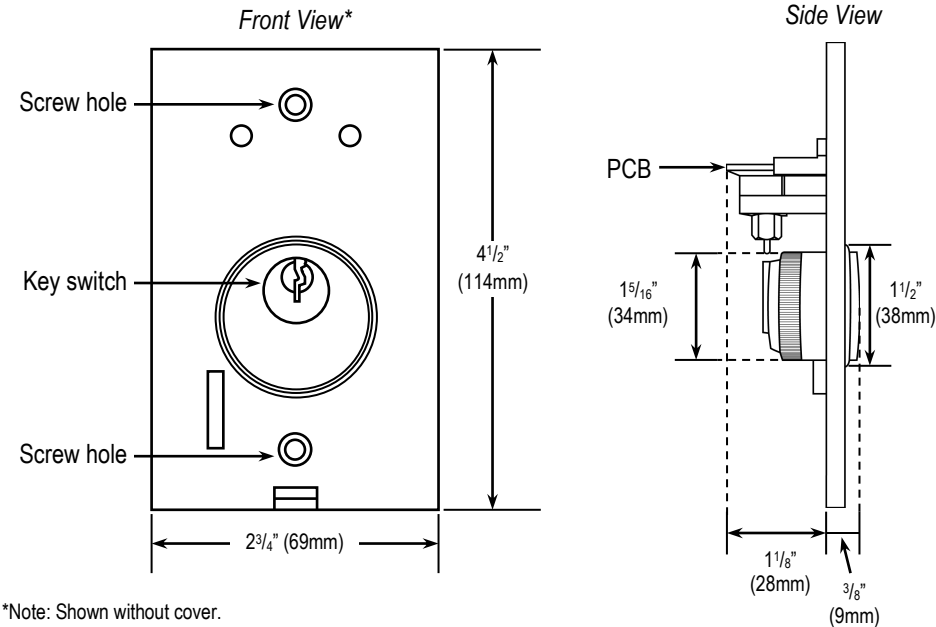
Model	SD-72081-6MQ
Switch Type	DPDT Switch (momentary)
Contact Rating	5A@125VAC, NO/NC
Dimensions	2 <sup>3</sup> / <sub>4</sub> "x4 <sup>1</sup> / <sub>2</sub> "x1 <sup>7</sup> / <sub>16</sub> " (69x114x37 mm)

## Parts List:

- 1x Front cover
- 2x Vandal screws
- 1x Back plate
- 1x Security wrench
- 1x Set of keys (2 pc)

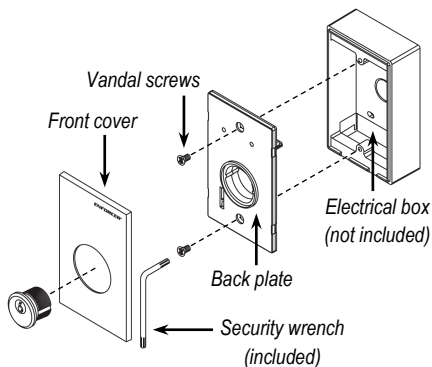
**IMPORTANT:** No replacement keys are available. Please make extra copies of your keys.

## Overview:

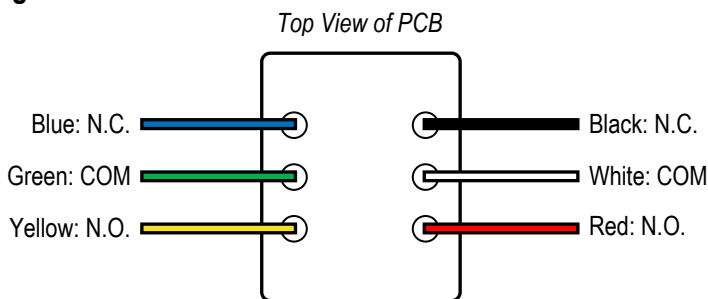


## Installation:

1. Remove the back plate from the unit.
2. Thread the cable wire through the electrical box and the center hole of the back plate.
3. Connect the wires to the switch using the wiring diagram below.
4. Fasten the back plate to the electrical box using the included mounting screws.
5. Finish assembly by snapping the front cover onto the back plate.



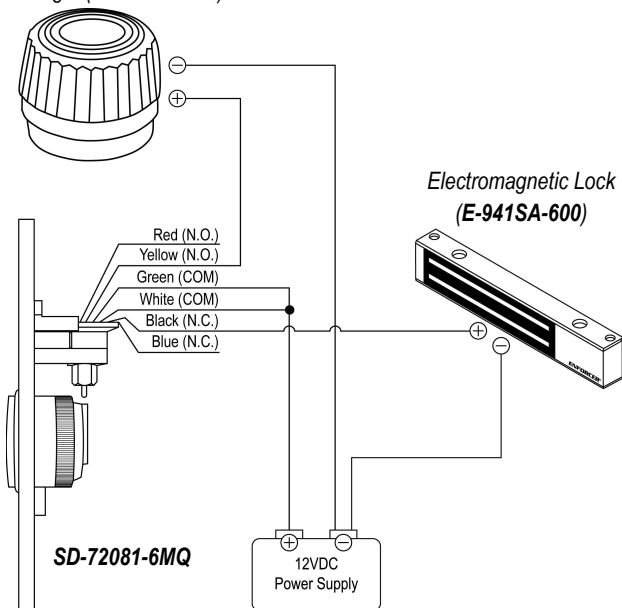
## Wiring Diagram:



## Sample Application:

1. An electromagnetic lock, such as the **E-941SA-600**, is connected to the normally closed (N.C.) side of one of the switch outputs of the **SD-72081-6MQ**.
2. A strobe light, such as the **SL-1301-BAQ**, is connected to normally open (N.O.) side of the other switch output of the **SD-72081-6MQ**.
3. Activating the switch of the **SD-72081-6MQ** will unlock the electromagnetic lock and trigger the strobe light.

*Strobe Light (SL-1301-BAQ)*



## ENFORCER Single-Gang Mortise Cylinder Key Switch

### Also Available from SECO-LARM:

Flush-Mount Request-to-Exit Plate  
**SD-7286-GWQ**



Indoor No-Touch Sensor  
**SD-927PKC-NEQ**



Outdoor No-Touch Sensor with  
Manual Override  
**SD-9263-KSVQ**



Mushroom Request-to-Exit Plate  
**SD-7201GC-PEQ**



Illuminated Request-to-Exit Plate  
**SD-7202GC-PEQ**



Piezoelectric Request-to-Exit Plate  
**SD-6276-SS1Q**



For a complete listing of SECO-LARM products, please visit us online at [www.seco-larm.com](http://www.seco-larm.com).

**IMPORTANT:** Users and installers of this product are responsible for ensuring that the installation and configuration of this product complies with all national, state, and local laws and codes related to locking and egress devices. SECO-LARM will not be held responsible for the use of this product in violation of any current laws or codes.

**WARRANTY:** This SECO-LARM product is warranted against defects in material and workmanship while used in normal service for one (1) year from the date of sale to the original customer. SECO-LARM's obligation is limited to the repair or replacement of any defective part if the unit is returned, transportation prepaid, to SECO-LARM. This Warranty is void if damage is caused by or attributed to acts of God, physical or electrical misuse or abuse, neglect, repair or alteration, improper or abnormal usage, or faulty installation, or if for any other reason SECO-LARM determines that such equipment is not operating properly as a result of causes other than defects in material and workmanship. The sole obligation of SECO-LARM and the purchaser's exclusive remedy, shall be limited to the replacement or repair only, at SECO-LARM's option. In no event shall SECO-LARM be liable for any special, collateral, incidental, or consequential personal or property damage of any kind to the purchaser or anyone else.

**NOTICE:** The information and specifications printed in this manual are current at the time of publication. However, the SECO-LARM policy is one of continual development and improvement. For this reason, SECO-LARM reserves the right to change specifications without notice. SECO-LARM is also not responsible for misprints or typographical errors. Copyright © 2014 SECO-LARM U.S.A., Inc. All rights reserved. This material may not be reproduced or copied, in whole or in part, without the written permission of SECO-LARM.

### SECO-LARM® U.S.A., Inc.

16842 Millikan Avenue, Irvine, CA, 92606

Phone: (949) 261-2999 | (800) 662-0800

Website: [www.seco-larm.com](http://www.seco-larm.com)

Email: [sales@seco-larm.com](mailto:sales@seco-larm.com)

 PITGW1

MISD-72081-6MQ\_140729.docx