

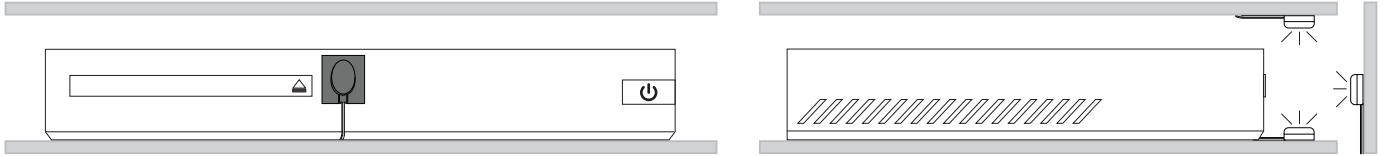
# Atlona IR Emitter Cable for POE Extenders

*AT-IR-CS-TX*

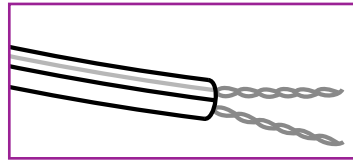
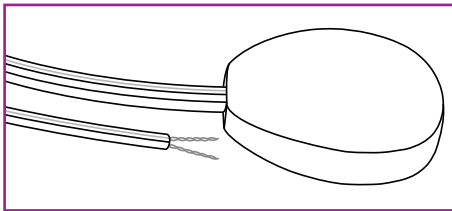
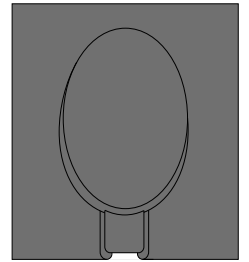


## Placement

The IR emitter can be used in several positions around the controlled device. As long as the IR receiving window is lined up with the emitted IR signal. (See pictures below for possible placement options)  
 A red LED will flash to indicate the IR emitter is operational and transmitting.



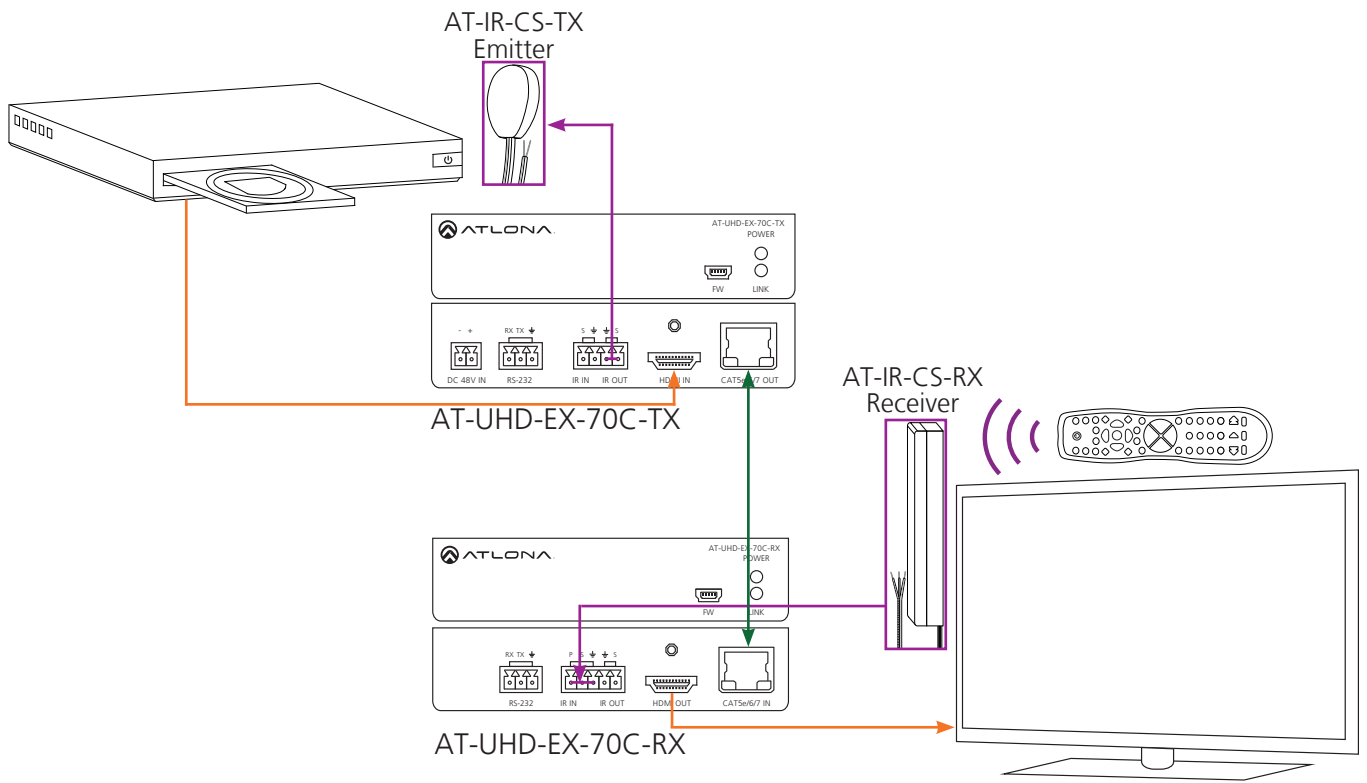
When using the IR emitter in a rack, it is best to use the included IR cover to avoid signal interference of the controlled device and possible interference to other IR devices within the rack.



— Signal (S)  
 — Ground ( $\perp$ )

Max peak current: 100mA

## Connection Diagram



\* Designed for select Atlona products

\*\* For warranty information see [http://www.atlona.com/marketing/img/limited\\_warranty/](http://www.atlona.com/marketing/img/limited_warranty/)